

Starting a Foreign Investment Across Sectors

Benchmarking the ease of establishing a foreign subsidiary across economies

CHRISTIAN DE LA MEDINA SOTO
TANIA GHOSSEIN

*A product of the FDI
Regulations database
Global Indicators Group
Development Economics
The World Bank Group*



THE WORLD BANK



International
Finance Corporation
World Bank Group

Overview and main results

The ease of starting a foreign investment in various sectors is a relevant consideration for investors seeking to establish a greenfield foreign direct investment (FDI) project. The goal of this paper is to answer the following question: which countries pose the greatest barriers to foreign companies trying to enter their markets? The analysis is based on findings from the Foreign Direct Investment Regulations (FDI Regulations) indicators measuring 103 economies on the way they restrict foreign ownership in industrial sectors and on the establishment process they impose on foreign-owned companies. Nearly 80 percent of the economies covered in the FDI Regulations database restrict foreign companies from entering in some sectors of their economies. In addition, establishing a foreign-owned company takes longer and requires more steps than starting a domestically-owned company in 97 of the 103 economies observed.

Additional results include:

- Economies in Eastern Europe and Central Asia (ECA) and high-income OECD economies (OECD) have fewer equity restrictions on FDI ownership than economies in the other regions and require the least number of additional procedures of foreign companies to establish a subsidiary.
- Smaller economies tend to have fewer restrictions on foreign ownership of companies, while some larger economies such as Mexico, the Philippines, South Africa and Thailand are among those with the most.
- The average openness to foreign equity investment across sectors is positively correlated with inflows of FDI on a per capita basis.
- Worldwide, there are hardly any restrictions on FDI ownership in manufacturing and tourism. In contrast, restrictions on foreign ownership are strictest in media, transportation, electricity and telecommunications industries.
- Moreover, the most restricted sector among the 32 covered by FDI Regulations indicators is media with 49 economies imposing restrictions in the television broadcasting and 33 in the newspaper publishing sector.
- The most common additional procedure required of foreign companies setting up a subsidiary is the legalization or authentication of the parent company's incorporation documents abroad (82 percent of the economies measured require it).
- Australia and Hong Kong SAR, China have the fastest process globally for starting a foreign business. Georgia and Rwanda, fastest in 2010, are still within the six fastest economies in the world.
- East Asia and the Pacific (EAP) and high-income OECD offer the most online services. However, Italy, Rwanda and Singapore are the only economies where all establishment procedures required can be achieved online.

Acknowledgments

Starting a Foreign Investment Across Sectors is part of the FDI Regulations database of the Global Indicators Group of the World Bank Group. The lead authors, Christian de la Medina Soto (cdela-medinasoto@worldbank.org) and Tania Ghossein (tghossein@ifc.org) are Private Sector Development Specialists working in the Global Indicators Group.

The authors are grateful for valuable peer review comments received from Douglas Zhihua Zeng, Asad Alam, Chunlin Zhang from the Africa region at the World Bank Group; Alexander Pankov and Vyacheslav Zhuk from the Eastern Europe and Central Asia region; Julio Loayza and Jaime Ortega from the Latin America and the Caribbean region; Gabi George Afram, Akira Dhakwa, Onno Ruhl, Tahseen Sayed Khan, Shyamal Krishna Shrestha, and Niraj Verma from the South Asia region; Joseph Battat, Pierre Guislain, Christine Qiang, Roberto Echandi, Xavier Forneris, Peter Kusek and colleagues in the Investment Climate Department of the World Bank Group. Additional valuable comments were received on earlier drafts of the paper from Melissa Johns, Augusto Lopez-Claros, Tanya Primiani, and Federica Saliola from the Global Indicators Group. The authors are also grateful for contributions to the analysis and writing made by Marc Reifsnyder de Chassey, Priscila Uliana and Vinesh Winodan.

Two groups of people provided pro-bono contributions without which the data and indicators could not have been gathered and developed.

The first is the group of lawyers, accountants and business regulations experts in each of the 103 economies covered by the report who responded to the *Investing Across Sectors* and *Starting a Foreign Investment* legal questionnaires. Their input was the fundamental source of data for the analysis. Grateful acknowledgment of these contributors is made in the Contributors section at the end of this report. Additional details about the contributors across all topics of the FDI Regulation database are provided at <http://iab.worldbank.org/Local-Partners/2012>.

The second is the expert consultative group formed to provide technical input to the development of both topics. This group of global experts provided input on the focus of the legal questionnaires and on the methodology to develop the indicators as well as on the analysis of the data. Members of the expert consultative group include:

Keith Clifford Bell, World Bank Group, Washington, DC
 Kim Bettcher, Center for International Private Enterprise(CIPE), Washington, DC
 Thomas Farole, World Bank Group, Washington, DC
 Jean-Paul Gauthier, World Economic Processing Zones Association, Delaware
 Susan Karamanian, George Washington University Law School, Washington, DC
 Gerald Korngold, New York Law School, New York
 Terry Selzer, Husen Advokater, Denmark

The content of this report was previously published as: De la Medina Soto, Christian and Tania Ghossein. 2013. "Starting a Foreign Investment Across Sectors." World Bank Policy Research Working Paper no. 6707

1. Introduction

Drivers of Foreign Direct Investment

In Rwanda, a foreign company can freely invest in any of the 32 sectors covered in the *Foreign Direct Investment (FDI) Regulations* database with no limitations on foreign ownership. The foreign company can then establish its subsidiary in Kigali in a mere 5 days.¹ On the other hand, an investor trying to enter the South African market will face equity restrictions in 11 of the 32 sectors covered by the database. Moreover, the process of establishing a foreign-owned company in South Africa is one of the longest in the region and it takes on average 57 days to complete (39 of which pertain to procedures imposed exclusively on foreign companies).

Anywhere in the world, a company deciding on where to establish its next subsidiary may be attracted by large markets, natural resources, or low input prices. Beyond these factors, however, an economy's regulatory framework can also greatly affect the investment process. There is little a government can do about its economy's size or natural resource endowment. It can, however, create a legal and regulatory environment that makes the economy more attractive to FDI.

The openness of sectors to foreign equity ownership is one of the relevant conditions to attracting foreign direct investment. In fact, those economies with greater degrees of liberalization currently show higher levels of foreign investment (World Bank Group 2010). The benefits of opening up sectors include increased foreign presence, access to international markets, transfer of technology and know-how, access to finance and increased competition between foreign and domestic providers alike (Duggan, et al. 2013; Javorcik and Mattoo 2011 and Paunov 2012). There are still a number of reasons why economies wish to protect certain industries, including national security concerns and protecting infant and domestic industries from foreign competitors, among others. However, these goals can be reached through other regulatory initiatives that don't involve closing sectors off to foreign equity participation, particularly when such restrictions are extended indefinitely and unnecessarily. The point should also be made that liberalization of FDI (that is, the elimination of discriminatory treatment between nationals and foreigners) should not be confused with de-regulation of FDI. States can always retain their regulatory powers to pursue key public policy objectives, such as protecting the environment, health, and safety, preventing fraudulent practices or protecting the stability of the financial system. In order to achieve those goals, it is not necessary (or convenient) to discriminate between domestic and foreign investors. All investors should be subject to more transparent and

simpler controls and regulations in order to increase efficiency and consumer's rights.

A large body of research has addressed the question of what determines FDI flows. One framework views FDI as being market-driven (by economy size or location), efficiency-seeking (driven by human capital or infrastructure quality and costs), strategic-advantage seeking (acquisition of distribution channels or technology) or resource-seeking (driven by natural resources or other strategic assets). Numerous empirical studies have confirmed the importance of these factors (Blonigen and Piger 2011 and Hornberger et al. 2011). The absence of foreign ownership restrictions as measured by the indicators is an important but insufficient condition for attracting FDI. Aside from openness to foreign ownership, other determinants of FDI include market size, infrastructure quality, cost factors, political stability, and economic growth, actual and potential. Other factors ranging from physical security to historic cultural ties have also been found to influence FDI, reflecting the wide range of FDI determinants. Restrictions on foreign ownership limit and in some cases prohibit FDI in certain sectors. But abolishing foreign ownership restrictions and having a completely open economy do not guarantee success in attracting more FDI. Traditional factors such as market size and growth potential will continue to be the main drivers of global FDI flows. But previous waves of economic reforms did succeed in attracting large inflows of FDI, however, and further reforms—in areas such as trade liberalization, infrastructure deepening, and human capital strengthening—will help overcome existing weaknesses in the economies and enable them to attract more and better benefit from foreign capital inflows. Moreover, poor investment climates (such as ones imposing entry restrictions) put their economies in a sub-optimum position not only to attract, but, as importantly, to reap fully the benefits of FDI, such as transfer of technology and know-how through spillovers and linkages as well as access to international markets. Lacking such reforms and improvements in the investment climate, economies find it difficult to attract their share of FDI and more generally, to reach their economic potential.

One important component of such reform efforts to attract FDI must be for economies to continue to offer an attractive investment climate. Many economies in the world have largely succeeded in removing the most significant regulatory barriers to foreign investment, but further reforms targeting more nuanced regulatory areas may be a key step to stay at the forefront of attracting global FDI. Other economies still have a way to go to offer a conducive environment for FDI flows.

Once investors are informed as to whether the sector of activity is open to foreign equity ownership in the host economy, they need to assess the process for establishing a foreign investment in this sector. Easing business start-up is another important area where the government can implement positive changes. Over the years, research has shown that companies seek to avoid administrative

hurdles when setting up business in foreign economies. A study measuring restrictions on FDI in the service sector finds that the difficulty of navigating the various requirements for starting a foreign investment can have an important impact on companies' investment decisions (Golub and Ling 2006). Research also shows that stricter regulation of entry is associated with higher levels of corruption, and a greater relative size of the unofficial economy (Djankov et al. 2002).

As part of the *FDI Regulations* project, two surveys were used to gather the data outlined here: *Investing Across Sectors* and *Starting a Foreign Investment*. They answer the following questions: which economies impose equity ownership restrictions to foreign investors and which procedural barriers do foreign companies face when establishing foreign-owned subsidiaries in these economies? The *FDI Regulations* indicators analyze laws, regulations, and practices affecting foreign investment in 103² economies. The indicators focus on five thematic areas measuring how foreign companies invest across sectors, start a foreign-owned business, arbitrate commercial disputes, convert and transfer currency, and employ skilled expatriates. The indicators compare economies to identify good practices, stimulate reforms, and provide cross-country data for research and analysis. The project's methodology is based on the World Bank Group's *Doing Business* initiative.³

What is measured by the indicators

The *Investing Across Sectors* indicators focus on identifying whether there are legal restrictions on equity ownership for new foreign investment projects. The indicators measure ownership restrictions across 32 sectors grouped into 12 sector groups for presentation and analysis purposes and report on a scale of 0 to 100 the degree of openness to foreign direct investment (new greenfield investment) in the respective sectors (100 being completely open). The sectors are listed below in 12 groups:

1. Agriculture and forestry;
2. Mining and Oil & Gas;
3. Manufacturing (food processing, manufacturing of basic chemicals and light manufacturing);
4. Electricity (electric power generation (biomass, solar, wind), transmission and distribution);
5. Waste management and water supply (waste management and recycling and water distribution);
6. Transport (freight rail transport, freight transport by road, internal waterways freight transportation, international passenger air transport, port operation and courier activities);
7. Telecom (fixed-line telecommunications infrastructure and services and wireless/mobile telecommunications infrastructure and services);

8. Media (newspaper publishing and television broadcasting);
9. Financial services (banking, life insurance and health insurance);
10. Education (higher education);
11. Accounting (accounting, bookkeeping and auditing services; tax consultancy);
12. Tourism (accommodation services).

While the coverage of the indicators is not exhaustive, it captures most of the major economic sectors, which in aggregate account for over 80 percent of GDP and FDI flows.⁴ The indicators place particular emphasis on providing detailed measures of the service sectors, given the relative prevalence of FDI restrictions in services in relation to other economic sectors, as well as the growing importance of services in the global economic output and FDI flows. FDI in services sector rose by 15 percent in 2011, reaching \$570 billion, after falling sharply in 2009 and 2010 (World Investment Reports 2012, 2004 and 2009). Coverage of the primary and manufacturing sectors is relatively limited given that past studies have shown—and this report confirms—that most economies do not restrict foreign ownership in these sectors. The coverage of the service sectors, though more extensive, is also not exhaustive. For example, the indicators do not include certain public utilities (such as natural gas distribution) or professional services (such as legal and consulting services). These and other service sectors were not included in the survey questionnaire for one or more of the following reasons: FDI plays a small role in the sector, FDI restrictions (if present) often do not take the form of equity limits, views in the development literature diverge on the appropriate role of foreign capital in the sector, and methodological constraints limited the length of the questionnaire and potential quality of responses. Finally, sectors where economies may have legitimate security, cultural, or religious reasons for prohibiting FDI are omitted from the indicators' coverage. These include weapons, nuclear power, and manufacturing of tobacco products and alcoholic beverages.

As mentioned above, some restrictions to FDI are not restrictions on equity participation. A recent database created by the Development Research Group at the World Bank provides information on services trade policies and shows their importance for investment flows and access to services which offers complementary information to the data presented in this paper. In particular, it shows that “restrictions on foreign acquisitions, discrimination in licensing, restrictions on the repatriation of earnings and lack of legal recourse all have a significant and sizable negative effect.” (Borchert et al. 2012).

The *Starting a Foreign Investment* indicators look specifically at the process of establishing a wholly foreign-owned business. It partially builds on the *Doing Business* data on Starting a Business which measures the establishment process for domestic small and medium enterprises. The process of establishing a foreign-owned

company requires two types of procedural steps: those required of both foreign and domestic companies and those required only of foreign companies. Both are covered in this analysis as both matter to foreign companies seeking a new location for their investment. In fact, foreign companies are equally concerned not only about onerous and unpredictable entry barriers, but also about differences in the way they are treated in comparison with domestic companies. Policy reforms which improve the business startup process for domestic investors benefit foreign companies equally by reducing entry barriers. The distinguishing value of the *FDI Regulations* data is that it highlights findings that are specific to foreign investors. The indicators also evaluate the characteristics of the regulatory and administrative regimes for business start-up, including foreign investment approval requirements (nature of investment approval requirement, possibility of appeal, minimum required amount of investment, period of validity, etc.), the availability of online services (online laws, regulations, documents, and registration), among others. The topic presents indicators on economies' laws, regulations (*de jure*) but also practices (*de facto*) in the measured economies.

In order to ensure consistency and comparability of data across all economies measured, the indicators are based on a case study that sets out assumptions about a foreign company hoping to establish a local subsidiary. The most critical elements of this case study are provided in Box 1, with more details in Annex 2.

2. Results

Specific country level data and indicators are presented in Annexes 1 and 2. The following section highlights the main findings related to sectoral restrictions as well as procedural implications for setting up a greenfield foreign investment.

Investing Across Sectors: FDI equity restrictions across sectors and regions

Restrictions by industry sectors

Restrictions on inward foreign direct investment vary significantly across economic sectors. While the *FDI Regulations* project measures such restrictions in 32 different sectors, those have been grouped into 12 sector groups. A score of 0 denotes that a sector or industry cluster is completely closed for foreign investment whereas a score of 100 indicates a fully open sector or industry cluster (calculated as the unweighted average of each sub-sector).

As a general trend, the manufacturing sector (represented in this database by food processing, light manufacturing and manufacturing of basic chemicals) is almost universally open, whereas FDI

BOX 1: The startup case study

In order to gather comparable data across economies, the *Starting a Foreign Investment* questionnaire is based on case study of a hypothetical foreign company planning a capital investment of US \$10 million in order to establish a wholly foreign-owned subsidiary in the form of an LLC in the host country. The company will be established in the country's most populous city, will produce consumer products and will be involved in international trade. The firm will not benefit from any special incentives granted through multilateral treaties between economies.

in the service sectors tends to be more restricted. This reflects the fact that FDI in manufacturing has been a more common occurrence for a longer period of time with evidence of productivity gains and training of labor force (Duggan et al. 2013). Services, in contrast, have become more tradable only in recent years, and economies are less certain about the optimal balance between openness and regulation. In addition, a number of sectors, such as media, transport, electricity and telecom tend to be viewed as strategic assets, which are less likely to be open for foreign investment. Thus, within the broader category of services, tourism is globally most open, followed by waste management, recycling and healthcare insurance. Overall, tourism (accommodation services) and manufacturing are the most open sectors. Algeria and Thailand are the only economies from the 103 economies covered by *FDI Regulations* database that imposes restrictions in the accommodation services sector.

The most restricted sector among the 32 covered is media with 49 economies imposing some kind of restriction on television broadcasting, and 32 in the newspaper-publishing sector. The second most restricted sector is international passenger air transport. Other sectors that are often restricted are telecom and electricity. Economies tend to close or allow only a minority foreign equity ownership position in the sectors mentioned above due to political (including the commercial reasons of maintaining revenues generated by state-owned monopolies) and national identity reasons, among others.

While many economies restrict foreign investment in strategic sectors outright by law, other economies seem to have *de facto* restrictions in place. These restrictions can come in the form of difficulties in obtaining operating licenses or uncompetitive markets. For instance, Bangladesh, the most open economy to foreign ownership in South Asia region (of the 32 sectors for which the data was collected, only forestry exhibits full ownership restriction), has categorized other sectors as "controlled industries."⁵ These are industries which may require an approval from the government, and for which the government may restrict foreign ownership. In addition, several strategic sectors are dominated by state-owned enterprises operating as monopolies (i.e., electric transmission and distribution, freight rail transport, port operations, and fixed-line telecommunications infrastructure and services). Colombia, Nigeria

TABLE 1: Restrictions on foreign equity ownership across sectors and regions

Sector Group	Eastern Europe & Central Asia (21)*	High-income OECD (17)*	Sub-Saharan Africa (24)*	Latin America & Caribbean (15)*	South Asia (6)*	East Asia & Pacific (11)*	Middle East & North Africa (9)*	Global average (103)*
Agriculture and Forestry	98%	100%	98%	96%	78%	80%	81%	90%
Mining and Oil & Gas	99%	100%	98%	92%	95%	87%	71%	92%
Manufacturing	100%	100%	100%	100%	95%	100%	94%	98%
Electricity	96%	93%	95%	80%	80%	83%	80%	87%
Waste management and water supply	98%	97%	98%	93%	92%	85%	78%	92%
Transport	93%	89%	93%	95%	80%	75%	64%	84%
Telecom	99%	95%	86%	98%	94%	76%	80%	90%
Media	77%	85%	75%	77%	57%	52%	53%	68%
Financial Services	98%	100%	91%	98%	89%	89%	85%	93%
Education	100%	94%	100%	100%	100%	87%	69%	93%
Accounting	100%	92%	100%	100%	92%	87%	69%	91%
Tourism	100%	100%	100%	100%	100%	96%	94%	99%

* Number of economies included in each region.

Note: 100 = full foreign ownership allowed.

Source: FDI Regulations database 2012.

and Georgia, which are also considered to be some of the most open economies worldwide, do not have foreign firms currently operating in all their sectors.

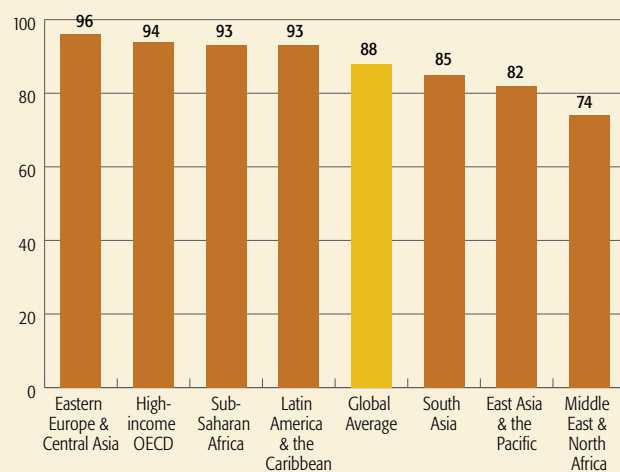
Restrictions per region

Looking at the data from a global perspective, there are marked differences between the different regions. Eastern Europe and Central Asia (ECA), the high-income OECD economies (OECD), Sub-Saharan Africa (SSA) as well as Latin America and the Caribbean (LAC) emerge as the most open to foreign investment. On the other hand, South Asia (SAR), East Asia and the Pacific (EAP) as well as the Middle East and North Africa (MENA) tend to have more restrictions to foreign equity (Figure 1).

Taking a closer look at the respective regions, significant intra-regional differences begin to emerge. The strongest variation can be observed in East Asia and the Pacific, where smaller economies (Solomon Islands, Cambodia and Papua New Guinea) are the most open, while Indonesia, the Philippines, Thailand and Vietnam impose foreign equity limits in many of the sectors covered. The region as a whole is fairly restrictive on foreign equity ownership in many sectors. Thus the spread of openness within the EAP region extends from a score of 50 in the case of the least open to a score of 100 in the case of the most open economies. For instance, the Philippines impose foreign equity ownership restrictions in 25 sectors, more than most other economies (Figure 2).

The Eastern Europe and Central Asia (ECA) region on the other hand displays a very low variance with all economies of the region being highly open to foreign investment (Figure 3). The region

overall is the most open to foreign equity ownership. Montenegro, the former Yugoslav Republic of Macedonia, the Kyrgyz Republic, Kosovo, Georgia and Ukraine have no restrictions on foreign ownership of companies in any of the sectors covered by the project. Every economy in the region allows full foreign ownership of companies in banking; higher education; courier activities; accommodation services; agriculture; mining; manufacturing; electric power generation (biomass, solar and wind); freight transport by road; freight rail transport; internal waterways freight transportation and waste management and recycling. In contrast, media

FIGURE 1: Average equity restrictions on FDI ownership by region

Note: 100 = full foreign ownership allowed.

Source: FDI Regulations database 2012.

and international passenger air transport are more restricted. Azerbaijan, Kazakhstan and Belarus impose more restrictions in media than most other economies in the region (17 percent, 20 percent and 30 percent respectively in the media sector (television broadcasting and newspaper publishing).

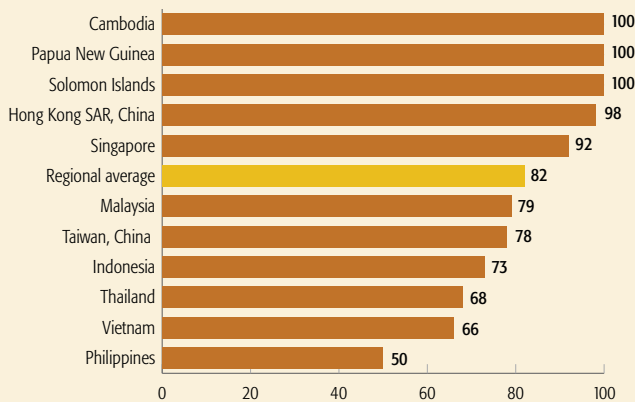
In high-income OECD economies, restricted industries are those that are sensitive to national security or national sovereignty considerations: television broadcasting, electricity, transport and telecommunications. On the other hand, agriculture, forestry,

mining, oil & gas, manufacturing, financial services and tourism are fully open in all the economies of the region. Almost all high-income OECD economies are more open than the global average (88 percent) (Figure 4). Italy, Ireland, Germany, Czech Republic, New Zealand and the United States are among the most open to foreign investment. EU economies covered by the indicators impose restrictions on the international passenger air transportation sector, in which foreign ownership is limited to 49 percent. This equity restriction, however, only applies to investors from economies outside of the European Economic Area (EEA). In 2012, Italy passed a notable and favorable reform⁶ replacing the “golden shares” regime.⁷

The MENA region is the most restrictive (Figure 5). Economies in the region have more restrictions on foreign equity ownership in transport, education, accounting, financial services, mining and oil & gas, and waste management and water supply industries than any other region. An exception is the Republic of Yemen, which has no limits on foreign ownership in any of the sectors measured by the project. In several economies across the region, the extractive industries (mining and oil & gas) are much less open to foreign capital participation than in other regions. In MENA, the Syrian Republic imposes the most restrictions and Algeria caps at 49 percent almost all the 32 sectors covered by the project.

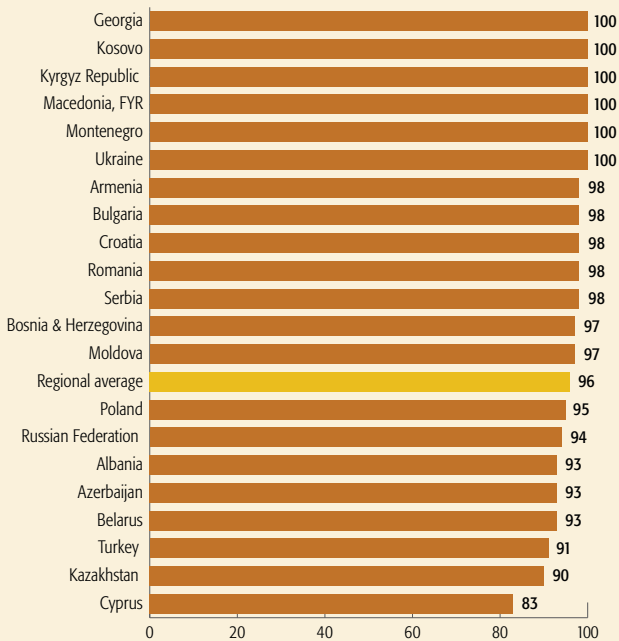
In LAC, most economies covered by the data impose few restrictions to foreign ownership (Figure 6). Chile, Guatemala, Honduras, Colombia and Peru are among the world’s most open economies, with almost no restrictions on foreign ownership in any of the sectors covered by the project. However, Mexico, Costa Rica and the República Bolivariana de Venezuela impose several restrictions in strategic sectors such as oil & gas, electricity and media. The manufacturing, accounting, education and tourism sectors are fully open in all the economies. On the other hand, the sectors that are more restricted to foreign investment include electric power transmission and distribution, newspaper publishing and television broadcasting. The electricity sector is more restricted than in other regions, with foreign equity ownership of companies limited to less than a 50 percent stake in Costa Rica and the República Bolivariana de Venezuela and fully closed in Mexico. Some economies in the region are revisiting their policies. For instance, Brazil recently revoked the restriction established by Law No. 8977/1995 with respect to foreign participation in cable television companies and currently is discussing opening up other sectors, including civil aviation (where an increase of the limit for foreign investment from 20 percent to 49 percent is in discussion). In addition, Peru had been opening its only restricted sector (the international air passenger sector) by gradually raising the maximum allowed foreign ownership from 49 percent of voting shares at the time of incorporation to 70 percent of voting shares after six months of incorporation.

FIGURE 2: Foreign equity ownership index in East Asia and the Pacific



Source: FDI Regulations database 2012.

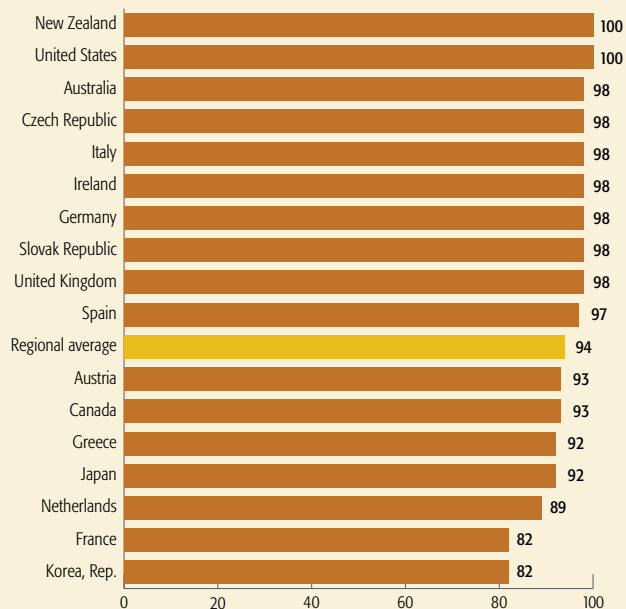
FIGURE 3: Foreign equity ownership index in Eastern Europe and Central Asia



Note: 100 = full foreign ownership allowed.

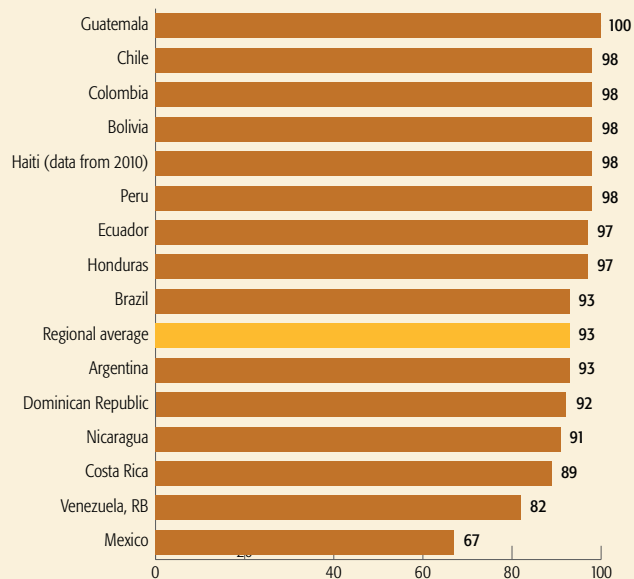
Source: FDI Regulations database 2012.

FIGURE 4: Foreign equity ownership index in High-Income OECD economies



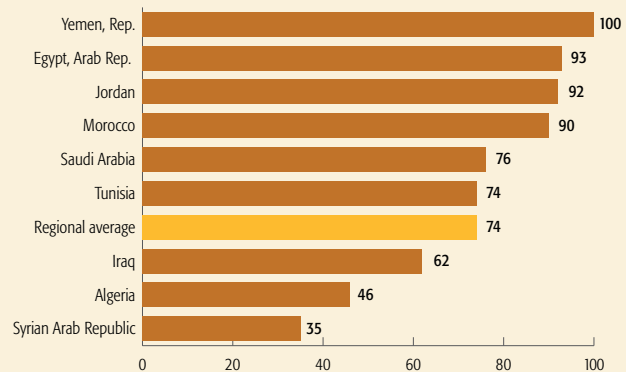
Source: FDI Regulations database 2012.

FIGURE 6: Foreign equity ownership index in Latin America and the Caribbean



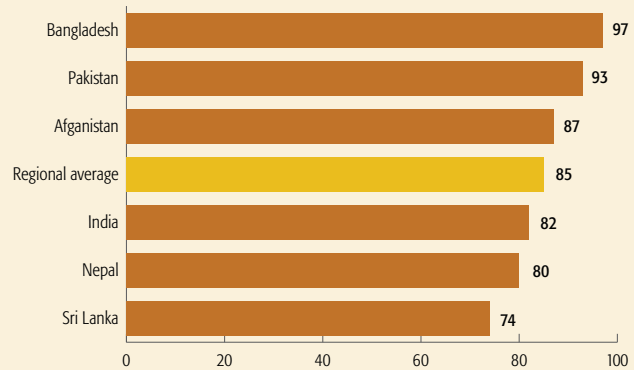
Source: FDI Regulations database 2012.

FIGURE 5: Foreign equity ownership index in Middle East and North Africa



Source: FDI Regulations database 2012.

FIGURE 7: Foreign equity ownership index in South Asia

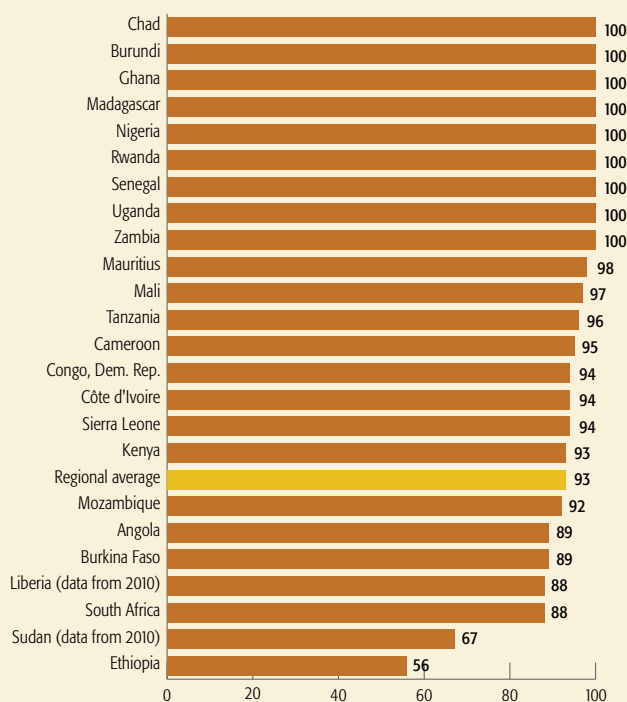


Source: FDI Regulations database 2012.

Economies in South Asia restrict foreign ownership in agriculture, forestry and the media industries more than most other regions (Figure 7). In Sri Lanka, foreign equity ownership is capped at 40 percent and in India and Bangladesh forestry is closed to foreign investors. Bangladesh, in 2010, allowed 100 percent of foreign equity ownership of companies in the forestry sector but now the sector has become a “reserved industry” under the 2010 National Industrial Policy (which defines a reserved industry as one which is kept reserved for public investment due to national security or other reasons). In general, Sri Lanka, Nepal and India have the

region’s most restrictions on foreign equity ownership. However, it is worth mentioning that India is progressively liberalizing its FDI regime, even though the reforms are taking place in sectors that are for the most part not covered by this analysis. For instance, in the transport sector, foreign airlines are now permitted to own up to 49 percent in scheduled and non-scheduled air transport services; in the energy sector, FDI is now allowed up to 49 percent in power trading exchanges; the country also liberalized FDI in broadcasting, including cable networks and mobile TV, up to a 74 percent ownership ceiling and in the retail sector, the country allowed foreign investment in single-brand retail trading - from a previous 51 percent foreign ownership limit to now 100 percent

FIGURE 8: Foreign equity ownership index in Sub-Saharan Africa



Source: FDI Regulations database 2012.

and it also allowed FDI in multi-brand retail trading up to 51 percent under the government approval route, among others. Most SAR economies impose foreign equity restrictions in the media industries. Electricity transmission and distribution, freight rail transportation and, to a lesser extent, water distribution are sectors that tend to be dominated by state-owned monopolies in the region. In contrast, sectors with the least foreign ownership restrictions include oil and gas, manufacturing, electricity generation from renewable sources, wireless telecommunications, higher education, courier services, accommodation, waste management and agriculture. Meanwhile, Pakistan has opened the insurance sector from 49 percent in 2010 to 100 percent in 2012.

In Sub-Saharan Africa, the region's largest recipient of FDI both in absolute and per capita terms, Nigeria is also one of the most open to foreign investment (Figure 8). On the other hand, the second most populous economy in the region and one of the economies with the lowest income per capita in the world, Ethiopia, is the most restricted economy in the region and it receives one of the lowest amounts of FDI. All its major services sectors are closed to foreign investment. Of the 24 Sub-Saharan African economies covered by the project, almost half are completely open or have very few restrictions. The transport and media sectors exhibit fewer restrictions than in other regions and agriculture, forestry, manufacturing, education, accounting and tourism are fully open in all the economies.

Trends

In terms of country size, our data shows that smaller economies tend to be more open: Guatemala, Honduras, Solomon Islands, Georgia, Kosovo, Montenegro, the Kyrgyz Republic are all fully open to foreign investments in the 32 sectors covered by the project. On the other hand, larger economies such as South Africa, Mexico, Turkey, the Republic of Korea, the Philippines and Indonesia impose more restrictions in strategic sectors such as media, transport, electricity and telecom, presumably because they will remain a principal destination for foreign investments due to their size and growth potential.

However, our analysis and past research shows that there is no correlation between the size of the economy (measured by GDP) and the degree of openness as measured by the *Investing Across Sectors* indicators. There is a modest positive correlation between GDP per capita and sectoral openness, suggesting that higher-income economies tend to be more open to foreign investment across sectors, although this correlation is not statistically significant (Waglé, 2011).

The comparison between the *de jure* and *de facto* restrictions then reveals a different picture. Most differences occur in the electricity, transport and telecom sectors and in terms of regions, MENA, EAP and LAC are the regions where we capture most discrepancy between *de jure* and *de facto* restrictions. Within the 103 covered by the project, even when almost half of those economies impose few or no restrictions on foreign ownership across the 32 sectors, foreign firms are still not currently operating or have little participation in several industries. For instance, the Czech Republic, Georgia, Guatemala, Montenegro, Nigeria, the Solomon Islands, and the Republic of Yemen, considered to be among the most open economies worldwide, do not have foreign firms presently operating in some of their open sectors. This may reflect the fact that a large number of industries are dominated by government or private sector monopolies. Moreover, often the obstacles facing investors are not equity restrictions or the presence of monopolies (private or public), but those related to obtaining licenses, concessions or authorizations necessary to operate in particular sectors, in addition with anticompetitive regulation, restriction on the number of firms and discriminatory treatment of certain firms (Kitmuller and Martinez Licetti 2012).

Many economies are in the process of letting go of restrictions in some sectors. In Rwanda, for example, even though there are no *de jure* restrictions on foreign equity ownership across the 32 sectors covered, water distribution and the transmission and distribution of electricity are sectors dominated by the state-owned Energy, Water and Sanitation Authority (EWSA). However, the electricity sectors (generation, distribution and transmission) are in an ongoing process of liberalization. A 7-year electricity development plan (started in 2011) will see an emphasis on investment in renewable energy and an expansion of existing distribution and transmission networks.

BOX 2: Some examples of reforms captured between 2010 and 2012:

- **Pakistan** has opened the insurance sector from 49 percent in 2010 to 100 percent in 2012.
- In 2012, **Italy** passed a notable and favorable reform replacing the “golden shares” regime.
- **Bangladesh** in 2010 allowed 100 percent of foreign equity ownership of companies in the forestry sector but now the sector has become a “reserved industry” under the 2010 National Industrial Policy.
- **Brazil** recently revoked the restriction with respect to foreign participation in cable television companies and currently is discussing opening up other sectors, including civil aviation.
- In **Rwanda**, the electricity sectors (generation, distribution and transmission) are in an ongoing process of liberalization. A 7-year electricity development plan (started in 2011) will see an emphasis on investment in renewable energy and an expansion of existing distribution and transmission networks. The television broadcasting sector has also very recently been the subject of a successful liberalization.
- In **Greece**, the freight rail transport sector has recently seen some new entrants and is presently tabled for liberalization.
- In accordance with WTO Commitments **Vietnam** started to open to foreign investment in different sectors, such as mining, as follows: upon accession in 2007, joint ventures were permitted with foreign capital contribution not exceeding 49 percent. After three years from the date of accession that limitation was increased up to 51 percent and two years thereon 100 percent foreign-invested enterprises started to be permitted.
- In **Ukraine**, a new restriction prohibits the ownership of any TV or radio broadcasting companies by a foreign owner (or co-owner), regardless of the size of the share of this foreign owner (Article 12 of the Law on TV and Radio Broadcasting, July 2013).

Television broadcasting, another sector previously dominated by a monopoly, has also very recently been the subject of a successful liberalization. Another example of this trend is Greece, where the freight rail transport sector, previously dominated by the state-owned Hellenic Railways Organization, has recently seen some new entrants and is presently tabled for liberalization.

In accordance with its WTO Commitments, Vietnam started to open to foreign investment as follows: upon accession in January 2007, joint ventures were permitted with foreign capital contribution not exceeding 49 percent. Three years from the date of accession that limitation was eased to 51 percent, and two years later 100 percent foreign-invested enterprises were allowed. Agriculture, water distribution, freight rail transport and freight transport by road are other examples of sectors that are going to start opening up in the following years due to the WTO Commitments.

Starting a Foreign Investment: The startup process for companies establishing subsidiaries abroad

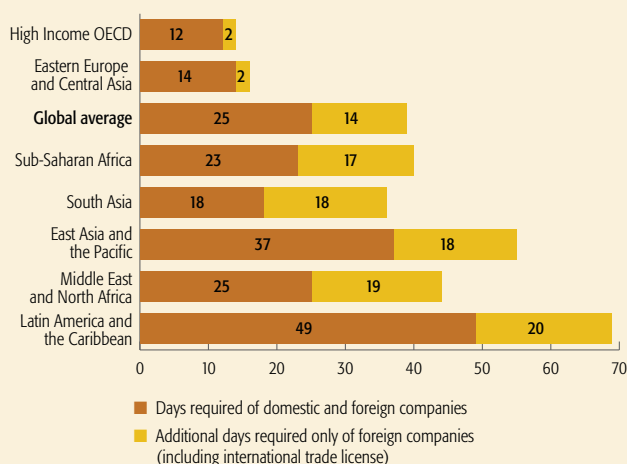
Regional overview

A recent study published by the World Bank’s Development Research Group found that one of the main reasons why firms choose to operate in the informal sector, even when granted financial incentives to formalize their business, is a burdensome registration process (De Mel et al. 2012). Our data finds that in almost every economy observed, establishing a local subsidiary of a foreign company takes longer and requires more steps than establishing a domestic enterprise. The only exceptions to this are Australia; Cyprus; Hong Kong SAR, China; Iraq;⁸ Ireland; Madagascar; and the Netherlands. In these economies, we noticed no difference in treatment between domestic and foreign companies with regards to establishing local subsidiaries of foreign firms. For the remaining economies surveyed, it takes a foreign business on average an additional 14 days and 2 more procedures than a domestic enterprise in the same economy (Figures 9 and 10).

In high-income OECD and ECA economies, the time needed for incorporation does not vary much between domestic and foreign-owned companies (only an additional 2 days on average). In Sub-Saharan Africa, on the other hand, there can be up to two additional procedures on average, adding an additional average of 17 days to the process.

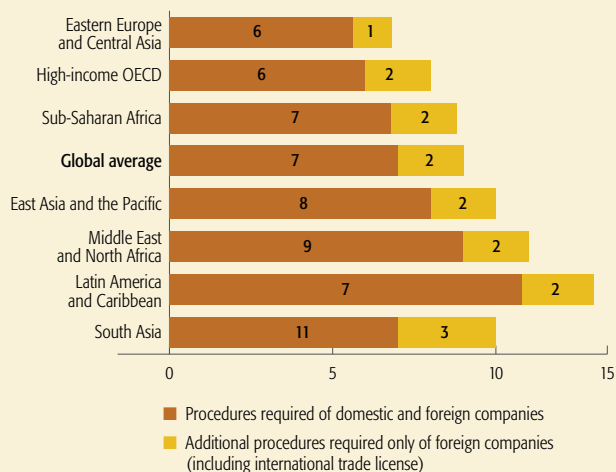
The MENA region shows the biggest discrepancy between domestic and foreign processes. Notwithstanding the above, the regional averages hide a great variation in scope and stringency among the different players in each of these regions. In fact, when looking more closely at an economy-level, in SAR for example, we

FIGURE 9: Days required to establish a foreign-owned company



Source: FDI Regulations database 2012.

FIGURE 10: Procedures required to establish a foreign-owned company

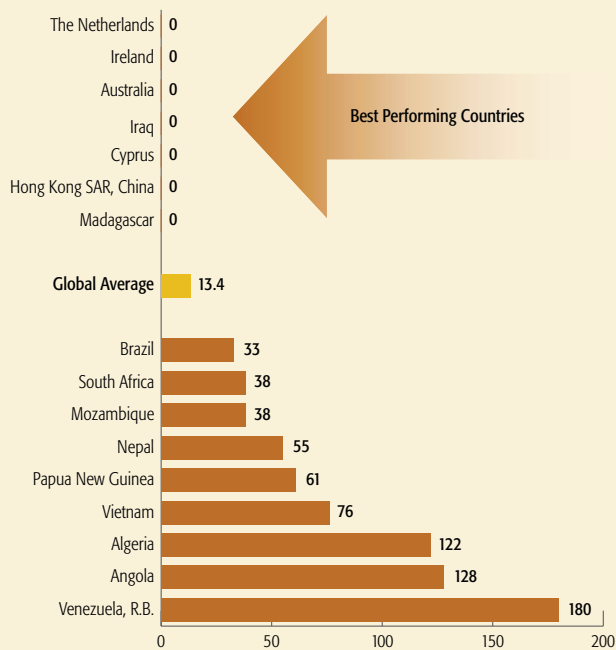


Source: FDI Regulations database 2012.

notice that while Afghanistan offers the fastest start-up process in the region with 9 days and 6 procedures, in Nepal, the process takes as long as three months to complete. The same can be said of Latin American and the Caribbean with three of the world's worst performers and one of the best. The República Bolivariana de Venezuela (325 days), Brazil (152 days) and Haiti (120 days) bring the regional average time up while Chile, with 10 days, offers one of the fastest processes (Figure 11). If the regional average for LAC is measured without counting the three outlier countries listed above, the total number of days needed to establish a foreign-owned firm drops from 65 to 34 days.

In EAP, the same variation can be observed where a foreign company establishing a subsidiary in Hong Kong SAR, China and Singapore will only need to account for 3 and 4 days respectively whereas in Brunei Darussalam, Papua New Guinea and Vietnam the same company will need 101, 112 and 110 days respectively.

FIGURE 11: Additional time required of foreign companies to incorporate foreign-owned subsidiaries (days)



Source: FDI Regulations database 2012.

Additional procedures and other requirements relevant for foreign-owned companies

The additional procedures required of foreign companies are summarized in Table 2. The four most common types of additional procedures required exclusively of foreign companies are:

- The legalization of the foreign parent's incorporation document abroad. This process has been made easier with the 1961 Hague Convention Abolishing the Requirement of Legalization for Foreign Public Documents (the "Apostille" Convention). Half of the economies surveyed are party to the convention, two-thirds of which became parties after 2000.
- The approval of the investment project as a whole.
- The declaration of incoming foreign capital. This step is generally a mere declaration or registration with a public authority or central bank, not an actual prior authorization.
- The requirement of an international trade license. Trade licenses generally require a registration rather than an authorization. It is the second most common procedure requested by economies for foreign-owned companies wanting to engage in trade.

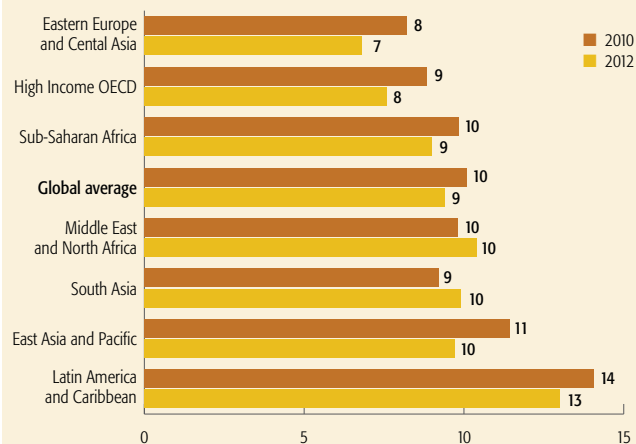
Although there has been a genuine effort made by economies towards providing national treatment to foreign companies (e.g., Australia, Iraq and the Netherlands), we still notice the need to further streamline and simplify startup requirements. That is the case in Iraq for example, where although there are no additional

TABLE 2: Additional procedures required globally of foreign companies in 2012

83/102 economies require authentication of documentation overseas	34/102 economies require either a formal foreign investment approval or an investment registration	38/102 economies require a trade license	34/102 economies require an authorization or registration of imported foreign capital	10/102 economies require other types of procedures (often tax related)
---	--	--	---	--

Source: FDI Regulations database 2012

FIGURE 12: Average number of procedures required to start a foreign company in 2010 and 2012



Source: FDI Regulations database 2012.

procedures imposed exclusively on foreign investors, the establishment process is still time-consuming and takes 74 days to complete.

Between 2010 and 2012, with the exception of MENA and SAR, the trend across regions has been to reduce the total number of procedures required to establish a foreign-owned business (including procedures required of both foreign and domestic companies) (Figure 12).

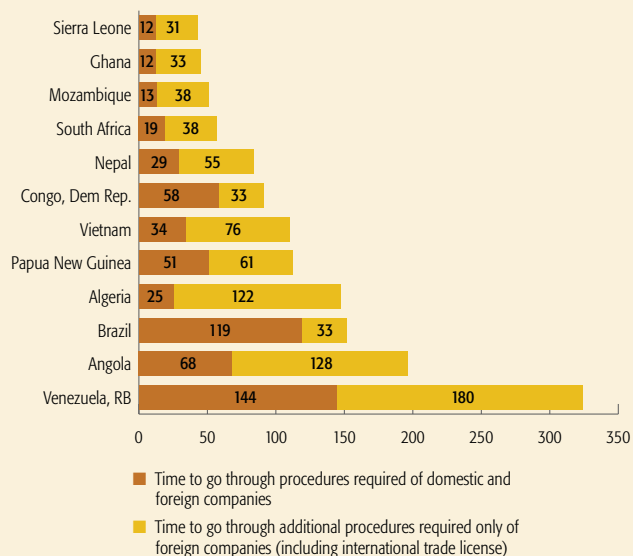
However, these numbers should be considered with caution as the regional averages often hide a great variation within economies in one region. Furthermore, shorter processes do not always indicate good practices, especially when looking at the difference in treatment between domestic and foreign companies. A good illustration is shown in figure 13 between Algeria and Brazil. In fact, although both economies present comparable startup timeframes, the time required to complete additional procedures in these economies varies greatly (respectively 122 and 33 days); moreover, the time allocated to the additional procedures varies greatly between the various additional procedures.

Angola is an example of an economy requiring most of these procedures and where the number of days needed to fulfill them adds considerably to the overall time necessary to start a foreign business (Figure 14). While examining the burden imposed on foreign companies in the country compared to domestic companies, we notice that the amount of procedures more than doubles.

Authentication of parent company documentation overseas

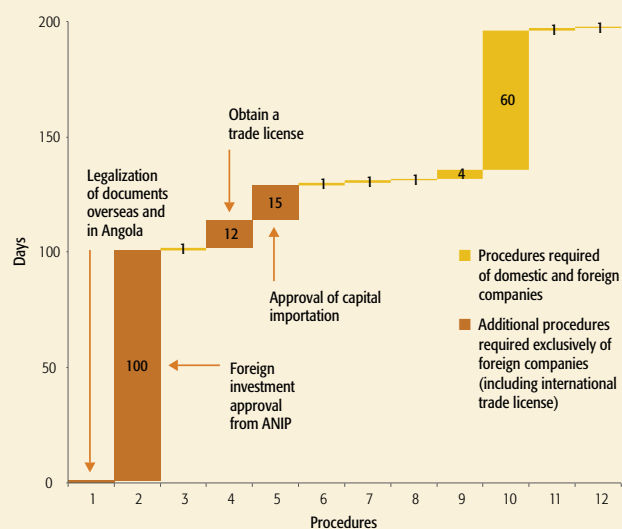
The most common procedure required exclusively of foreign companies is the legalization of the foreign parent's incorporation

FIGURE 13: Countries where additional procedures required of foreign companies take longest



Source: FDI Regulations database 2012.

FIGURE 14: Starting a foreign business in Angola—procedures required of foreign firms



Source: FDI Regulations database 2012.

document abroad. Eighty-four percent of the 102 surveyed economies require some sort of authentication of the parent company documentation overseas. The process consists of a multi-step authentication before various authorities.⁹ Only 52 economies are party to the 1961 Hague Apostille Convention,¹⁰ 12 of which have adopted one of the components of the electronic Apostille Pilot Program (e-App). One of the concerns faced by foreign investors

is the uncertainty surrounding the time needed to complete said authentication. The Apostille Convention facilitates and expedites the legalization requirements of foreign public documents between states which are party to the Convention. The legalization process is meant to satisfy a foreign court or person that the document is indeed what it declares itself to be. The convention has replaced the cumbersome formalities of this lengthy process with the issuance by a single government entity of an apostille certificate that authenticates the origin of the public document.

Those economies that are not party to the Apostille Convention impose a burdensome and lengthy process for the recognition of foreign public documentation in their territory (from civil registry to Ministry of Justice, to ministry of foreign affairs and then to the relevant consulate at the state of production, etc.). In addition, when there is no diplomatic representation in the country of origin, the party interested in authenticating the public documents must identify the nearest consulate that has jurisdiction over the country where the documents are intended to be used. In Saudi Arabia for example, a parent company (and parent company nominee shareholder) wishing to invest in Riyadh must do the following: translate its incorporation documentation into Arabic, authenticate and legalize said documentation at the Saudi consulate in its country of incorporation and then at the Ministry of Foreign Affairs and Ministry of Justice in the Kingdom of Saudi Arabia, before being able to submit the documentation and start the incorporation process.

Foreign Investment approval/declaration requirement

The lengthiest additional procedure required of foreign companies is the foreign investment approval (Figure 15). When applicable, the foreign investment screening requirement can either take the form of an *a priori* approval and can take up to 180 days to complete, or can consist of a mere declaration/notification to the

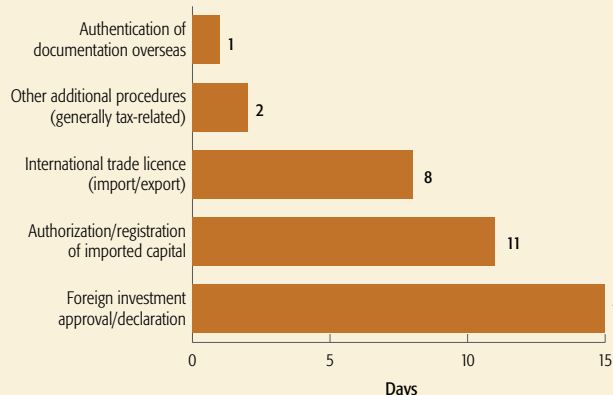
appropriate authority (i.e., approval is automatic, consists of only one step; usually takes only one day to complete). The notification requirement is usually for statistical purposes, and does not hinder the establishment process or operation as is the case for example, in Croatia and France where the declaration of the initial foreign investment must be submitted for statistical purposes within 30 days of incorporation.

The rationale for screening is that governments need to decide whether a specific foreign investment is desirable. In general, the screening process involves an assessment of the investment's potential economic benefits for the host country (World Bank Group 2010).

In EAP, 40 percent of the economies impose an *a priori* approval requirement, meaning foreign companies will not be able to move forward with their investment project without said approval. In other regions, like ECA and LAC, the requirement mostly takes the form of a registration with a government agency. In MENA, when required, this procedural step can range from a mere declaration/notification to a procedure that takes as long as 6 months. In Morocco and Tunisia, only a declaration is needed, whereas in Algeria for example, an approval is required from the "Conseil National de l'Investissement" and takes somewhere between 90 and 180 days.

A number of economies have a foreign investment approval requirement only in the case where the investor wishes to benefit from investment incentives (in Bangladesh, the foreign investment approval is a mandatory prerequisite for the sole purpose of benefiting from investment incentives such as tax holidays). Another trend has been noticed, particularly in developed economies which have enacted laws and policies regulating foreign investment and imposed a screening requirement, often to address national security concerns (or maintenance of public order), for the protection of strategic sectors or sometimes for economic security. Although this review is generally justified by governments, strategic sectors need to be clearly specified in the laws/regulations for transparency purposes. In Japan, for example, submission of prior notification is required only for limited sectors explicitly listed in the regulation. We have also seen some protection of infant industries (in Bangladesh's ready-made garment industry) by imposing a pre-registration foreign investment approval requirement for these sectors only. Finally, in certain economies, the foreign investment approval requirement is subject to government review only once said investment reaches a certain threshold amount. That is the case for example in the Republic of Korea where a foreign investor is required to make a foreign investment report prior to its investment pursuant to the Foreign Investment Promotion Act, unless the investment amount is less than KRW 50 million (approx. US\$45,300). On the other end of the spectrum, economies like Nepal impose a minimum threshold amount below which no foreign investment is allowed in the country. Currently, the minimum threshold for FDI in Nepal is equivalent

FIGURE 15: Average time required to comply with additional procedures worldwide (in days)



Note: For methodological purposes, the time required to complete the authentication of documentation overseas procedural step is counted as 1 day, although the process in practice can be much longer depending on the originating country.

Source: FDI Regulations database 2012.

TABLE 3: Foreign Investment approval requirement—Example of MENA

Country	Requirement	Time (days)	Comment
Algeria	Foreign investment approval	90-180	Approval required from the "Conseil National de l'Investissement (CNI)," according to ordinance 01-03 of August 20, 2001 related to the promotion and development of investments.
Egypt, Arab Rep.	No requirement	N/A	Approval is granted in the form of a notification of incorporation issued upon the company's establishment (not as a separate procedural step)
Iraq	No requirement	N/A	N/A
Jordan	No requirement	N/A	N/A
Morocco	Foreign investment declaration	1 day	Mere declaration a posteriori
Saudi Arabia	Foreign investment approval	20	A "license" needs to be issued by the Saudi Arabian General Investment Authority (SAGIA)
Tunisia	Foreign investment declaration	1 day	A declaration form has to be submitted through CPEX (Centre de Promotion des Exportations). It enables the company to benefit from incentives such as: whole exemption from corporate income tax regarding profits derived from export sales (during the first 10 years); VAT exemption on specific purchases; Exemption from registration duties.

Source: FDI Regulations database 2012

to US\$50,000. This restriction is limiting the volume of inward FDI flows, especially from neighboring economies interested in expanding regionally. Similarly, Kenya is in the process of reviewing their Investment Act to waive the minimum investment capital requirement of US\$100,000 in order to accommodate foreign investors, particularly East African ones.

India presents an interesting hybrid foreign investment approval system. In fact, the FDI Policy distinguishes between three different types of foreign investments:

1. Investments that fall under the "automatic route." This consists of a mere declaration/notification of the foreign investment to the regional office of the Reserve Bank of India within 30 days of receipt of inward remittances and filing of the required documents with that office within 30 days of issue of shares to the foreign investors.
2. Investments that undergo a process of review and approval by the Foreign Investment Promotion Board (FIPB).¹¹ FIPB is a government body that offers a single window clearance for the FDI projects that are not allowed access through the automatic route. FIPB is comprised of the Secretaries from different ministries. The Secretary of the Ministry of Finance's Department of Economic Affairs chairs the Board. This inter-ministerial body examines and discusses proposals for foreign investments in the country for sectors with caps, sources and instruments that require approval under the FDI Policy. Who approves the investment depends on the amount of said investment: the Minister of Finance considers the recommendations of the FIPB on proposals for foreign investment up to a certain threshold amount. Proposals involving foreign investment greater than this threshold require the approval of the Cabinet Committee on Economic Affairs (CCEA). These include foreign investments made in the telecommunications, aviation, broadcasting sectors among others). Such approval

is required solely because of the foreign nature of the company making the investment.

3. Investments completely prohibited to foreign investors. These are usually made in certain sectors such as retail trading (except single brand product retailing), lottery business, gambling and betting, chit Funds, and tobacco and tobacco products, among others.

Minimum capital requirements

The minimum capital requirement is defined as the amount of minimum capital required to be paid in before a company registration is granted. Between 2009 and 2012, 31 economies abolished their minimum capital requirement, simplifying the ease of establishment of companies (domestic and foreign alike).

Today, it is widely admitted that the minimum capital requirement provides no guarantee or protection for creditor or investor rights, regardless of the legal form of incorporation of the company or the form of legal system (civil or common law). In fact, no creditor or investor relies on the initial capital invested in the company for protection. They look instead for a variety of other more efficient legal instruments (available in the laws and regulations or in contractual agreements) that are much more sophisticated and adapted to today's business reality. As a result, the minimum capital requirement is viewed as imposing unnecessary regulatory costs, which act as a deterrent to new business formation. The ineffectiveness of the minimum capital requirement is largely attributed to the following:

- The minimum paid-in capital requirement has no relationship to the specific economic activities or risks undertaken by the firm;
- Operational developments from the moment of incorporation leading to losses are not affected by the minimum capital requirement;

- The minimum capital requirement does not protect against mismanagement and bad faith of opportunistic shareholders and management who may divert firm assets.

Although, in general, minimum paid-in capital requirements constitute a larger obstacle for small and medium enterprises than they do for large foreign investors, high paid-in capital requirements may still discourage companies from investing in the host economy. Fifty five percent of economies impose minimum capital requirements for foreign-owned limited liability companies (LLC), 16 percent of which (or 9 percent globally) impose different requirements on foreign and domestic companies. The economies that distinguish between the two usually generally impose higher requirements for foreign-owned companies. In some economies such as Ghana, Papua New Guinea and Thailand, foreign companies are subject to minimum capital requirements while domestic ones are not. Table 4 illustrates some examples.

Online services

The convenience and efficiency of access to online information is important to all businesses, but in particular to foreign investors who are not physically present in the country. For this reason, it is helpful if information on laws and regulations are available online. Better yet is the availability of registration forms and other related documents for download, and the possibility for e-registration and monitoring.

Only 3 of the 87 economies measured in 2010 did not have their commercial laws and regulations publicly available online, namely

TABLE 4: Examples of minimum paid-in capital requirements

Country	Requirement
Ethiopia	The minimum capital requirement for a foreign investor is US\$100,000 unless it invests with a domestic partner, in which case the minimum capital requirement is US\$60,000.
Ghana	Under the Ghana Investment Promotion Center Act (GIPC), minimum capital requirements are set as follows: (a) US\$10,000 for ventures involving foreign and Ghanaian partners, (b) US\$50,000 for wholly foreign-owned companies, and (c) US\$300,000 for trading companies involving a foreign partner.
Papua New Guinea	The minimum capital requirement for a foreign-owned company is US\$50,000.
Thailand	According to Section 14 of the Foreign Business Act, the minimum capital is calculated from the company's estimated expenditure as submitted to the Ministry of Commerce. In any case, the minimum capital requirement shall be at least US\$100,000 for foreign-owned companies. A domestic company held by Thai nationals can be set up with the minimal capital of US\$0.50.
Morocco	Foreign investment declaration
Saudi Arabia	Foreign investment approval
Tunisia	Foreign investment declaration

Source: FDI Regulations database 2012.

TABLE 5: Examples of economies offering complete online registration services (includes downloading and submitting documentation, receiving confirmation of registration)

Economy	Country
Sub-Saharan Africa	Rwanda
East Asia and the Pacific	Brunei Darussalam; Malaysia; Singapore; Taiwan, China; Thailand
Eastern Europe and Central Asia	Armenia; Bulgaria; Macedonia, FYR
Latin America and the Caribbean	None
Middle East and North Africa	None
High-Income OECD	Australia; Canada; Italy; Japan; Korea, Rep.; New Zealand; Slovak Republic
South Asia	Bangladesh; India; Pakistan

Source: FDI Regulations database 2012.

Ethiopia, Ghana and Liberia. Today, Ethiopia has improved and now offers this online service to foreign companies, leaving Ghana and Liberia lagging behind. In addition, across all economies measured in 2012, Italy is the only country that offers an e-filing option for all establishment procedures, including company registration with the commercial registry, registration with the tax authorities, registration for social security, and obtaining international trade license. For the remaining economies, the procedure that is most often available online is the company registration with the commercial registry. The high-income OECD region leads the way with 94 percent economies making company registration documentation downloadable online (Table 5). Singapore and Rwanda are the top performing economies as the whole registration can be achieved online.

Trends

Between 2010 and 2012, several economies have improved their business environments for domestic and foreign investors. These reforms can consist of either passing a new law or improving an outdated one, adopting new policies in line with best practice within a particular country context (*de jure* reform), or even changing how a business regulation is implemented (*de facto*). The following are the most notable reforms that took place recently in the economies measured:

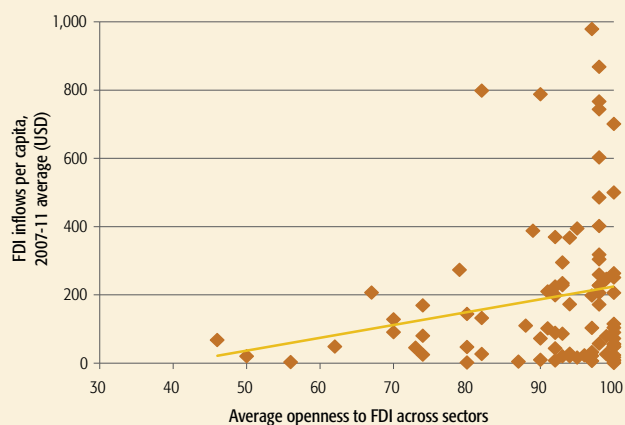
- 31 economies globally abolished their minimum capital requirement, hence simplifying the ease of establishment of companies (domestic and foreign alike).
- Costa Rica, Kyrgyz Republic, Nicaragua, and Peru ratified the Hague Apostille Convention of 1961, simplifying the startup process for foreign companies.

- Armenia, Belarus, Cameroon, Chad and Vietnam are among the economies that launched a one-stop shop that facilitates company registration. In Vietnam for example the newly created one-stop shop combines the processes for obtaining a business license and tax license and by eliminating the need for a seal for company licensing.
- Bangladesh, Belarus, Poland and Vietnam allowed electronic registration of companies. In Belarus, according to the Decree on the Registration of Business, electronic registration is to be made possible for all business. In practice though, as of September 2012, electronic registration is available only for organizations to be incorporated in the form of a unitary enterprise (i.e. with the sole owner) and for sole entrepreneurs and only in Minsk. Electronic registration of companies of other corporate forms and in other locations is anticipated in future.

Data analysis

The average openness to foreign equity investment across sectors is positively correlated with inflows of FDI on a per-capita basis (see Figure 16). Economies that are more open to FDI tend to receive higher inflows per capita on average. This significant correlation does not imply that increased openness will necessarily attract more FDI, however; as noted above, there are many factors driving FDI flows beyond openness to equity investment. For instance, Indonesia is still able to attract large amounts of FDI, despite being a relatively closed economy that restricts or prohibits FDI in certain sectors. On the other hand, having an economy completely open to foreign investment (as Solomon Islands,

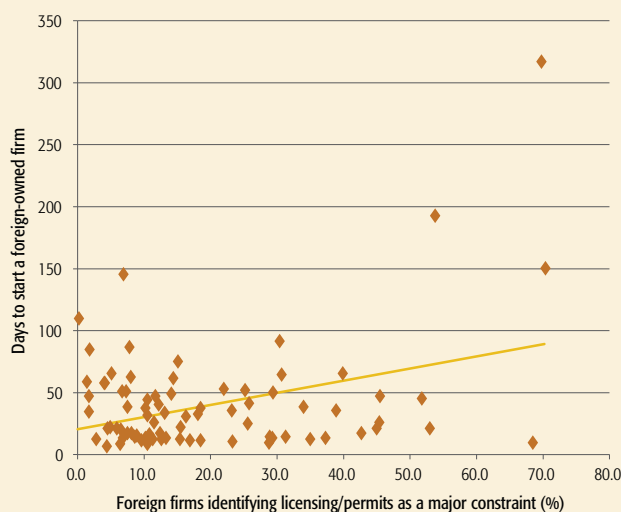
FIGURE 16: Correlation between openness to FDI and FDI inflows per capita



Note: Economies with FDI inflows per capita above US\$ 1,000 are dropped as outliers. The Pearson correlation coefficient is 0.193, and this correlation is statistically significant at the 10% level. If all economies are included, the correlation remains positive, but is no longer statistically significant.

Source: UNCTADstat, FDI Regulations database 2012.

FIGURE 17: Correlation between the number of days to establish a foreign subsidiary and firms reporting licensing/permits as a major constraint



Note: The Pearson correlation coefficient is 0.348, highly significant beyond the 1% level. Source: FDI Regulations database 2012; Enterprise Surveys 2012.

Papua New Guinea and Cambodia) does not guarantee success in attracting more FDI.

Furthermore, simple correlation analysis shows a positive (0.348) and statistically significant association between the number of days to establish a foreign firm and data collected by Enterprise Surveys measuring the percentage of firms identifying business licensing and permits as a major constraint. Economies in which the process of starting a foreign business is longer as per our findings are also the economies in which investors report business licensing as a major constraint. In Armenia for example, where it only takes 9 days to complete the startup process, only 2.6 percent of foreign firms identified business licensing and permits as major constraint.

In the República Bolivariana de Venezuela, which is on the other extreme and where the establishment process takes on average 325 days to complete, the percentage of firms identifying licensing as a major constraint spikes to 69.6 percent.

The *FDI Regulations* database covers 17 fragile and conflict situations (FCS) economies worldwide. Sustainable FDI normally requires political stability among other factors. Other things being equal, improved economic and political conditions will contribute to attracting strong and diversified FDI inflows. Box 3 highlights the main findings related to sectoral restrictions as well as procedural implications for setting up a greenfield foreign investment in FCS economies.

BOX 3: Starting a Foreign Investment Across Sectors in Fragile and Conflict Situations (FCS) economies

Attracting investment is crucial for the development of an economy; this is particularly true in countries where conflict may have discouraged investment. Several challenges continue to impede FCS economies from fully leveraging their potential and attaining better, if not optimal, private sector development.

Seventeen FCS economies are covered by the *FDI Regulations* analysis namely: Afghanistan, Angola, Bosnia and Herzegovina, Burundi, Chad, Côte d'Ivoire, the Democratic Republic of Congo, Haiti, Iraq, Kosovo, Liberia, Nepal, Sierra Leone, Solomon Islands, Sudan, the Syrian Arab Republic and the Republic of Yemen.

When looking at foreign equity ownership restrictions, save for few exceptions, notably in Sub-Saharan Africa, the FCS economies covered tend to be among the world's most open economies to foreign ownership. Côte d'Ivoire, Sierra Leone, Burundi, Chad, Afghanistan, Bosnia and Herzegovina, Haiti, Kosovo, the Republic of Yemen and Solomon Islands have opened up most, if not all, the 32 sectors measured by the *FDI Regulations* project.

Although our findings show that *de jure* most of these countries are open to foreign investment, the problem often lies beyond the laws and regulations. *De facto* restrictions—such as burdensome licensing requirements or government or private monopolies—exist and may hinder foreign participation in a wider number of sectors, especially in services. In addition, no foreign firms are currently operating or have little participation in several sectors. In Côte d'Ivoire, for instance, key sectors such as electric power transmission and distribution, water distribution, freight rail transport, port operation, courier activities, fixed-line telecommunications infrastructure and services and television broadcasting are often monopolies. Although known factors such as high political risk, poor personal safety, devastated institutional as well as physical infrastructure deter foreign investors from considering these economies as a destination for their next investment, however this, together with a high-perceived difficulty of obtaining required operating licenses, makes it difficult for foreign companies to invest. On the other hand, the findings related to the startup burden imposed on foreign investors were not as striking as those related to equity restrictions. Legal and administrative requirements for establishing foreign-owned subsidiaries in FCS economies vary greatly in scope and stringency. While Afghanistan, with 9 days, is among the fastest country in the world in terms of establishing a foreign-owned limited liability company, the process takes more than half a year to complete in Haiti (212 days) and Angola (196 days). These numbers also demonstrate difference in treatment between domestic and foreign investors, where the time required in order to establish a foreign company can more than double in some instances. In Angola and Sierra Leone for example, according to *Doing Business*, the time required to set up a domestic LLC is on average 68 and 12 days respectively, whereas according to *FDI Regulations*, this time increases to 196 and 43 days if the company is foreign-owned.

FCS economies need strong and efficient institutions, which can help foster FDI. In all these countries, institutions were severely damaged as a result of the conflicts. Even before the conflicts began, the quality of the institutions and the number of people with institutional memory varied greatly. Despite the fact that some countries like Afghanistan and Kosovo are enacting new laws, strengthening their institutions and streamlining their processes, a lot of work still remains to be done.

Conclusions and implications

Europe and Central Asia as well as high-income OECD are the most open regions to FDI, whereas East Asia and the Pacific and the Middle East and North Africa as regions are less open, as measured by the *FDI Regulations* data. Overall, there is a statistically significant and positive association between openness to FDI as measured by the project, and FDI inflows.

Globally, the *FDI Regulations* data shows there are hardly any restrictions on FDI ownership in manufacturing and tourism. In contrast, many economies still restrict FDI in services industries such as media, transport, electricity, and telecommunications. Economies that restrict FDI across-the-board tend to attract less FDI. As a notable exception, East Asia and the Pacific economies tend to be less open to FDI but attract significant FDI per capita.

In 2010 and again 2012, ECA and high-income OECD economies offered the fastest establishment processes for foreign companies. In virtually every region worldwide, the average number of procedures as well as the average number of days required to complete them has decreased. Only a few economies have gone the other way. Latin America and the Caribbean is the region where it takes the longest to set up a foreign investment. However, this result is mainly driven by Brazil and the República Bolivariana de Venezuela, the two economies where establishing a foreign-owned business takes the longest time in the world.

At times, economies that are open to FDI are also the economies where it is easiest to set up a foreign subsidiary. We have observed economies such as Madagascar and Rwanda that are at the top of all indicators measured; as are the former Yugoslav Republic of Macedonia and Georgia in ECA, Chile in LAC, Hong Kong SAR, China and Singapore in EAP, and New Zealand in high-income OECD economies. On the other end of the spectrum, we have economies such as the República Bolivariana de Venezuela and Algeria that are very restrictive both when it comes to the allowed share of foreign equity participation as well as the ease of establishment of foreign companies.

However, when comparing sectoral openness and startup requirements, we also observe that best performing economies in one of the indicators aren't always the same in the other. In many instances, when economies have opened up their sectors to foreign equity participation, they have imposed stringent establishment rules. In Malaysia and Mexico, sectors are more restricted than elsewhere in their region. However, once an investment is approved, there are few procedures required for establishment and the process is one of the fastest in their respective regions. The opposite occurs in Bosnia and Herzegovina, Kosovo, as well as in Papua New Guinea and Cambodia. In fact, full foreign equity ownership is possible in almost 100 percent of these economies' sectors but the procedures required for establishing a foreign-owned company are difficult and lengthy. For instance, Papua New Guinea is more open to foreign investment than many other

economies in EAP; however, opening a foreign-owned business takes 112 days, 30 of which relate to obtaining an approval of the foreign investment from the investment promotion agency. The discretionary power of the government agency to approve or reject the investment adds uncertainty to the lengthy process. In contrast, Mexico which is the most restricted economy in the LAC region (prohibiting full foreign ownership in 8 sectors) is one of the fastest economies with 18 days to establish a foreign-owned business and an automatic declaration of the investment before the Foreign Investment National Registry.

The legal and regulatory frameworks and their implementation can sometimes be a deal breaker for foreign investors when deciding on the location of their next investment. Below are some of the main concrete considerations that a government can implement in order to improve its investment climate in the areas measured:

- Liberalize restrictions in sectors especially petrochemicals, telecommunications, electricity, media and transport;
- Promote investment in sectors where there is no actual foreign participation by engaging in proactive investor targeting and by offering incentives;
- Rationalize and reduce the number of unnecessary procedures in order to obtain licenses, concessions and authorizations to operate in some industries;
- Remove anticompetitive regulation, such as, statutory monopolies, restriction on the number of firms and discriminatory treatment of certain firms;
- Consolidate the establishment procedures and abolish unnecessary ones for foreign companies creating a subsidiary;
- Provide for fast-track alternative to traditional registration, even if it entails higher fees. Create a one-stop-shop in order to simplify the establishment process and optimize its duration;
- Eliminate foreign investment approval requirements or limit them to investments done in strategic/sensitive sectors or above a certain threshold amount.
- Ratify the 1961 Hague Apostille Convention in order to expedite the authentication of parent company documentation;
- Allow online registration: Make as many establishment-related services available online as possible;
- Repeal minimum paid-in capital requirements for start-ups.

Endnotes

1. The establishment process referred to in this example is based on a case study that sets out assumptions that the investment is done in the light manufacturing sector. Please refer to the complete set of assumptions in Box 1 on page 6.
2. The analysis is based on data across 103 economies for the topic covering foreign equity ownership restrictions and 102 economies for the topic covering establishment processes.
3. World Bank Group. Various Years. *Doing Business*. Washington, D.C. <http://www.doingbusiness.org>.
4. FDI database of UNCTAD (www.unctad.org) and World Development Indicators database of the World Bank Group (data.worldbank.org).
5. The National Industrial Policy 2010 (NIP 2010) states that the "government will fix the equity rate of local-foreign investors for any joint venture project in the controlled sector."
6. Italian Law Decree No. 21 dated 15 March 2012, subsequently passed, as amended by Italian Law No. 56 dated 11 May 2012.
7. "Golden shares" means that the Italian Government is vested with certain exceptional powers in relation to the allocation of shareholdings, following the process of privatization of certain public companies in the sectors of defense, energy, public services, and telecommunications. These exceptional powers included the ability of the government to intervene in a number of different ways (e.g., objection to ownership changes or even vetoing certain types of corporate resolutions).
8. Although Iraq does not impose additional procedures on foreign investors, the establishment process still takes 74 days to complete, longer than the average for the Middle East and North Africa region.
9. For methodological purposes, the FDI Regulations indicators quantify this step as adding only one day to the overall establishment process since the time involved mainly depends on the authorities in the country of origin of the parent company which differs from one country to another.
10. Full text of the Hague "Convention Abolishing the Requirement of Legalization for Foreign Public Documents," of October 5, 1961, as well as additional details, can be found at http://www.hcch.net/index_en.php?act=conventions.pdf&cid=41
11. <http://www.fipbindia.com/>

References

- Arnold, Jens, Baeta S. Javorcik and Aaditya Mattoo. 2011. "Does Services Liberalization Benefit Manufacturing Firms? Evidence from Czech Republic," *Journal of International Economics* 85(1).
- Bangladesh Legislation. 2010. National Industrial Policy 2010.
- Borchert, Ingo, Batshur Gootiiz and Aaditya Mattoo. 2012. "Policy barriers to International Trade in Services – Evidence from a New Database." World Bank Policy Research Working Paper 6109.
- Blonigen, Bruce and Jeremy Piger. 2011 "Determinants of Foreign Direct Investment." NBER Working Paper 16704.
- De Mel, Suresh, David McKenzie and Christopher Woodruff. 2012. "The demand for, and consequences of, formalization among informal firms in Sri Lanka," Policy Research Working Paper 5991. World Bank Group.
- Djankov, Simeon, Rafael La Porta, Florencio Lopez-de-Silanes and Andrei Shleifer. 2002. "The Regulation of Entry." *Quarterly Journal of Economics* 117 (1): p.1.
- Duggan, Victor, Sjamsu Rahardja and Gonzalo Varela. 2013. "Can Open Service Sector FDI Policy Enhance Manufacturing Productivity? Evidence from Indonesia," *World Bank – Economic Premise* 106, World Bank Group.
- Goldman Sachs. 2005. "How Solid are the BRICs?" Global Economics Paper 134. <http://www.goldmansachs.com/korea/ideas/brics/how-solid-pdf.pdf>
- Golub, Stephen S., and Qing Ling. 2006. "Measuring Restrictions on FDI in Services in Developing Countries and Transition Economies." UNCTAD. http://unctad.org/en/Docs/iteiia20061_en.pdf
- Hornberger, Kusi, Joseph Battat and Peter Kusek. 2011. "Attracting FDI: How Much Does Investment Climate Matter?" Viewpoint Note 327, World Bank Group, Washington, DC.
- Italy Legislation. 15 March 2012. Law Decree No.21 as amended by Law No.56 of 11 May 2012.
- Kitmuller, Mark and Martha Martinez Licetti. September 2012. "Encouraging Thriving Markets for Development." World Bank Policy Competition Note Number 331, available at <http://www.worldbank.org/fpd/publicpolicyjournal>.
- UNCTAD (United Nations Conference on Trade and Development). 2004. *World Investment Report 2004: The Shift towards Services*. http://www.unctad.org/en/docs/wir2004_en.pdf
- . 2009. *World Investment Report 2009: Transnational Corporations, Agricultural Production and Development*. http://www.unctad.org/en/docs/wir2009_en.pdf
- . 2012. *World Investment Report 2012: Towards a New Generation of Investment Policies*. http://unctad.org/en/PublicationsLibrary/wir2012_embargoed_en.pdf
- . Foreign Direct Investment database. <http://www.unctad.org>.
- Waglé, Swarnim. 2011. "Investing across Borders with Heterogeneous Firms: Do FDI-specific Regulations Matter?" World Bank Policy Research Working Paper 5914.
- World Bank Group. 2010. *Investment Law Reform: A Handbook for Development Practitioners*. <https://www.wbginvestmentclimate.org/uploads/Investment-Law-Reform-Handbook.pdf>
- . Various Years. *Doing Business*. Washington, D.C. <http://www.doingbusiness.org>
- . World Development Indicators Database. <http://data.worldbank.org/data-catalog/world-development-indicators>
- . *FDI Regulations* database, Report 2010. <http://iab.worldbank.org>
-

ANNEX 1: Methodology and data of the *Investing Across Sectors* indicators

Methodology

The *Investing Across Sectors* indicators measure statutory restrictions on foreign ownership of equity in new investment projects. The indicators are based on the text of investment codes, commercial laws, merger and acquisition laws, and other related statutes.

The indicators focus on 32 sectors, aggregated into 12 broader sector groups in order to facilitate data presentation and analysis (shown in Table 6 below).

TABLE 6: Investing Across Sectors—sector definition

	Sector Group	Sector	Details
Primary Sectors	Mining, Oil & Gas	Mining	A foreign company seeking to develop and exploit a medium-sized deposit of metal ore (for example iron, copper, nickel, gold and silver). <i>Note:</i> The following types of mining activities are excluded from the definition: (1) oil and gas extraction, (2) diamond mining, (3) coal / lignite mining, and (4) exploration of a deposit.
		Oil & Gas	A foreign company seeking to develop and exploit a medium-sized gas or oilfield.
	Agriculture, Forestry	Agriculture	A foreign company seeking to own a commercial farm. <i>Note:</i> It is assumed that the foreign company is able to acquire a long-term lease on the land, and that the raising and hunting of animals is excluded from the definition.
		Forestry	A foreign company seeking to own a commercial forestry or logging operation.
Manufacturing Sectors	Manufacturing	Food processing	A foreign company seeking to own a manufacturing plant for processing the primary products of agriculture, forestry, and fishing into food (for example, meat, fish, fruits and vegetables, oils, milk products, grain mill products).
		Manufacture of basic chemicals	A foreign company seeking to own a factory for the production of basic chemicals for industrial use employing basic chemical processes. This includes for example the manufacture of liquefied or compressed inorganic gases, such as elemental gases, refrigerant gases and mixed industrial gases, the manufacture of dyes and pigments, chemical elements, inorganic acids, alkalis, alcohols, and other organic and inorganic compounds. <i>Note:</i> The manufacture of fuel gases such as ethane, propane and butane as well as the enrichment of uranium and thorium ores and production of fuel elements for nuclear reactors is excluded.
		Light Manufacturing	A foreign company seeking to own a factory for manufacturing a variety of consumer products (for example, electric household appliances).
Service Sectors	Telecommunications	Fixed-line infrastructure	A foreign company seeking to own and operate a wired telecommunications infrastructure for the transmission of voice, data, text, sound, and video (switching and transmission facilities to provide point-to-point communications via landlines or cable distributions systems).
		Fixed-line services	A foreign company seeking to provide fixed-line telecommunication services using available infrastructure, which the foreign company does not own or operate.
		Wireless/mobile infrastructure	A foreign company seeking to own and operate a wireless telecommunications infrastructure for the transmission of voice, data, text, sound, and video (cellular or other wireless telecommunication networks). <i>Note:</i> Provision of satellite telecommunications services is excluded from the definition.
		Wireless/mobile services	A foreign company seeking to provide wireless/mobile telecommunication services using available infrastructure, which it does not own or operate.
	Electricity	Electric power generation: biomass	A foreign company seeking to own a biomass-fueled power plant (for example using plants, trees, but not coal or petroleum).
		Electric power generation: solar	A foreign company seeking to own a solar power plant.
		Electric power generation: wind	A foreign company seeking to own a wind power plant.
		Electric power transmission	A foreign company seeking to own transmission systems that transmit electricity from the generating facility to the distribution centers/substations.
		Electric power distribution	A foreign company seeking to own distribution systems that convey electricity from the distribution centers/substations to the final consumer.

(continued)

TABLE 6: Investing Across Sectors—sector definition (continued)

Sector Group	Sector	Details	
Service Sectors	Financial Services	Banking	A foreign company seeking to provide retail banking services to public and commercial clients through establishing a subsidiary or investing in a local bank. Note: Excluded from the definition are (1) equity restrictions on opening foreign bank branches (as opposed to subsidiaries), (2) investment banking, and (3) other specific types of financial services.
		Life Insurance	A foreign company seeking to own a provider of life insurance services. This includes underwriting annuities and life insurance policies, disability income insurance policies and accidental death and dismemberment insurance policies. Note: Excluded from the definition are (1) reinsurance, (2) non-life insurance, (3) social security/pension insurance, and (4) other forms of insurance.
		Health Insurance	A foreign company seeking to own a provider of health insurance services. Note: Excluded from the definition are (1) reinsurance, (2) life insurance, (3) social security/pension insurance, and (4) other forms of insurance.
	Transportation	Freight rail transport	A foreign company seeking to provide railway freight transport using its own rolling stock (wagons and locomotives). Excluded from the definition are (1) passenger transport, (2) ownership and/or operation of railroad infrastructure, and (3) ownership and/or operation of terminals.
		Freight transport by road	A foreign company seeking to own a provider of freight transportation services via roads on domestic routes, including logging haulage, stock haulage, refrigerated haulage, heavy haulage, bulk haulage (including in tanker trucks), haulage of automobile and transport of waste and waste materials (excluding waste collection and disposal). Note: Excluded from this definition are post and courier activities as well as waste transport as an integrated part of waste collection activities.
		Internal waterways freight transportation	A foreign company seeking to own a provider of inland freight water transportation services. This includes the transportation of freight on inland waters, such as rivers, canals, lakes and other inland waterways, including inside harbors and ports, on vessels that are not suitable for sea transport.
		International passenger air transport	A foreign company seeking to own an airline providing international passenger transportation. Excluded from the definition is cargo transport.
		Port operation	A foreign company seeking to own and operate container terminals at the country's main commercial port(s). Note: Excluded from the definition are maritime auxiliary services (for example cargo handling services, storage and warehousing, customs clearance services, freight forwarding services).
		Courier activities	A foreign company seeking to own a provider of courier services not operating under a universal service obligation including the pickup, sorting, transport and delivery (domestic and international) of letter post and (mail-type) parcels and packages, whereby one or more modes of transport might be involved and the activity may be carried out with either self-owned (private) or public transport. Note: The provision of postal services under a universal service obligation, the collection of letter-mail and parcels from public letter-boxes or post offices and postal giro, savings activities and money order activities are excluded.
		Media	Newspaper publishing
	Television broadcasting		A foreign company seeking to program and broadcast a complete television channel on a countrywide scale. Note: Excluded from the definition are production of mere television program elements and radio broadcasting.
	Tourism	Accommodation services	A foreign company seeking to own a large high-end resort or business hotels (as applicable to your country) to provide short-term accommodation. Note: Excluded from the definition is ownership of restaurants, bars and travel agencies.
	Waste management and water supply	Waste management and recycling	A foreign company seeking to own a provider of solid waste collection, disposal, and recycling services. Note: Toxic waste is excluded from the definition.
		Water distribution	A foreign company seeking to own and operate water distribution systems for water for domestic and industrial purposes. This includes distribution of water through mains, trucks, or other means, and the operation of irrigation canals. Note: Excluded from this definition is the collection, purification and treatment of water, the operation of irrigation equipment for agricultural purposes and the long-distance transport of water through pipelines.
	Accounting	Accounting, bookkeeping and auditing services; tax consultancy	A foreign company seeking to own a provider of accounting, bookkeeping and auditing services, including tax consultancy. Note: Excluded from this definition is the provision of management consultancy services, such as design of accounting systems, cost accounting programs, budgetary control procedures, and bill collection services.
	Education	Higher education	A foreign company seeking to own a provider of tertiary education services, including granting of degrees at baccalaureate, graduate or post-graduate level. Education can be provided in classrooms or through radio, television broadcast, internet or correspondence.

Source: FDI Regulations database 2012.

Foreign equity ownership indexes are constructed for each of the 32 sectors, aggregated into 12 sector groups. The indexes take values from 0 to 100, where 100 denotes the absence of statutory ownership restrictions to FDI, and 0 means that foreign companies are not allowed to own equity in a sector or sector group. The equity restrictions expressed in percentages are converted to index scores linearly. For example, a score of 49 denotes that a foreign company can own up to 49 percent of shares in a business in a particular sector in a particular economy, meaning that it can only be a minority shareholder.

The 32 sector scores are aggregated to 12 sector group scores using equal weights. Each sector group (with the exception of tourism, accounting and education) comprises several sectors (Table 6).

To ensure that the data collected from each of the 103 economies is comparable, respondents were provided with clear definitions of each of the subsectors covered. In addition, the following assumptions were made about the foreign investor and its home country:

- The host country does not enjoy any special economic, trade, or investment relationship with the home country of the foreign investor that would affect the investor's ownership rights (that is, the home country is not part of an economic union or a cooperation block with the home country, such as the EU, GCC, SADC, ASEAN, etc.).
- The host country enjoys normal political relations with the home country of the investor.
- The foreign investor is a private multinational company with no equity interest or management control by the government of its home country.
- The foreign company will not be investing in an export processing zone (EPZ), special economic zone (SEZ), or any other zone governed by a special FDI regime in the host country. The survey examines the host country's general FDI regime.
- The foreign company is not yet incorporated or otherwise established in the host country, and it is interested in undertaking a medium- to large-scale investment project in each of the sectors defined.

- The respective investment project in the host country is not subject to any national security restrictions and has no political affiliations.

Limitations

The absence of foreign ownership restrictions as measured by the *Investing Across Sectors* indicators is an important but insufficient condition for attracting FDI. Aside from openness to foreign ownership, other determinants of FDI include market size, infrastructure quality, cost factors, political stability, and economic growth, actual and potential. Restrictions on foreign ownership limit and in some cases prohibit FDI in certain sectors. But abolishing foreign ownership restrictions and having a completely open economy do not guarantee success in attracting more FDI.

- The indicators cover a large share of economic sectors but are not all-encompassing. Coverage of the primary and manufacturing sectors is relatively limited given that past studies have shown—and this report confirms—that most economies do not restrict foreign ownership in these sectors. The coverage of the service sectors, though more extensive than in past studies, is also not exhaustive. For example, the indicators do not include certain public utilities (such as natural gas distribution), professional services (such as legal and consulting services). These and other service sectors were not included in the survey for one or more of the following reasons: FDI plays a small role in the sector, FDI restrictions (if present) often do not take the form of equity limits, views in the development literature diverge on the appropriate role of foreign capital in the sector, and methodological constraints limited the length of the questionnaire and potential quality of responses. Finally, sectors where economies may have legitimate security, cultural, or religious reasons for prohibiting FDI are omitted from the indicators' coverage. These include weapons, nuclear power, and manufacturing of tobacco products and alcoholic beverages.
- The indicators focus on restrictions captured in economies' statutes, and not on commitments to open sectors to FDI captured in international investment agreements (such as bilateral investment treaties or free trade agreements) or WTO commitments.

TABLE 7: Country-level foreign equity ownership index (12 sector groups and 103 economies)

	Agriculture and Forestry	Mining and Oil & Gas	Manufacturing	Electricity	Waste management and water supply	Transportation	Tourism	Media	Telecom	Financial Services	Accounting	Education
Angola	100%	100%	100%	100%	100%	100%	100%	30%	49%	100%	100%	100%
Afghanistan	100%	100%	100%	80%	100%	92%	100%	0%	87%	100%	100%	100%
Albania	100%	100%	100%	80%	100%	75%	100%	70%	100%	100%	100%	100%
Algeria	49%	49%	49%	39%	49%	49%	49%	25%	49%	49%	49%	49%
Argentina	85%	100%	100%	100%	100%	92%	100%	30%	100%	100%	100%	100%
Armenia	100%	100%	100%	100%	100%	100%	100%	75%	100%	100%	100%	100%
Australia	100%	100%	100%	100%	100%	92%	100%	100%	100%	100%	100%	100%
Austria	100%	100%	100%	100%	100%	83%	100%	75%	100%	100%	25%	100%
Azerbaijan	100%	75%	100%	100%	100%	100%	100%	17%	100%	100%	100%	100%
Bangladesh	50%	100%	100%	100%	100%	100%	100%	100%	100%	100%	100%	100%
Belarus	100%	100%	100%	100%	100%	83%	100%	30%	100%	100%	100%	100%
Bolivia	100%	75%	100%	100%	100%	100%	100%	100%	100%	100%	100%	100%
Bosnia and Herzegovina	100%	100%	100%	100%	100%	100%	100%	49%	100%	100%	100%	100%
Brazil	100%	100%	100%	100%	100%	87%	100%	30%	100%	100%	100%	100%
Bulgaria	100%	100%	100%	100%	100%	92%	100%	100%	100%	100%	100%	100%
Burkina Faso	100%	95%	100%	100%	100%	100%	100%	50%	50%	100%	100%	..
Burundi	100%	100%	100%	100%	100%	100%	100%	100%	100%	100%	100%	100%
Cambodia	100%	100%	100%	100%	100%	100%	100%	100%	100%	100%	100%	100%
Cameroon	100%	95%	100%	100%	100%	83%	100%	75%	100%	100%	100%	100%
Canada	100%	100%	100%	100%	100%	88%	100%	73%	73%	100%	100%	100%
Chad	100%	100%	100%	100%	100%	100%	100%	100%	100%	100%	100%	100%
Chile	100%	100%	100%	100%	100%	92%	100%	100%	100%	100%	100%	100%
Colombia	100%	100%	100%	100%	100%	100%	100%	70%	100%	100%	100%	100%
Congo, Dem. Rep.	100%	100%	100%	100%	100%	100%	100%	100%	100%	33%	100%	100%
Costa Rica	100%	100%	100%	39%	100%	92%	100%	100%	100%	100%	100%	100%
Côte d'Ivoire	100%	100%	100%	100%	100%	100%	100%	100%	50%	100%	100%	100%
Croatia	100%	100%	100%	100%	100%	92%	100%	100%	100%	100%	100%	100%
Cyprus	100%	100%	100%	60%	50%	70%	100%	63%	100%	100%	100%	100%
Czech Republic	100%	100%	100%	100%	100%	92%	100%	100%	100%	100%	100%	100%

Note: Denotes maximum foreign equity ownership allowed. 0% indicates that foreign ownership of a company is not allowed, and 100% indicates that full foreign ownership of companies is allowed.

TABLE 7: Country-level foreign equity ownership index (12 sector groups and 103 economies)

	Agriculture and Forestry	Mining and Oil & Gas	Manufacturing	Electricity	Waste management and water supply	Transportation	Tourism	Media	Telecom	Financial Services	Accounting	Education
Ecuador	100%	100%	100%	80%	100%	100%	100%	100%	100%	100%	100%	100%
Egypt, Arab Rep.	100%	100%	100%	100%	100%	90%	100%	50%	100%	100%	100%	49%
Ethiopia	100%	100%	100%	60%	100%	50%	100%	0%	0%	0%	100%	100%
France	100%	100%	100%	60%	100%	75%	100%	20%	100%	100%	33%	100%
Georgia	100%	100%	100%	100%	100%	100%	100%	100%	100%	100%	100%	100%
Germany	100%	100%	100%	100%	100%	92%	100%	100%	100%	100%	100%	100%
Ghana	100%	93%	100%	100%	100%	100%	100%	100%	100%	100%	100%	100%
Greece	100%	100%	100%	80%	100%	75%	100%	100%	100%	100%	100%	100%
Guatemala	100%	100%	100%	100%	100%	100%	100%	100%	100%	100%	100%	100%
Haiti (2010 data)	100%	100%	100%	100%	100%	100%	100%	100%	100%	75%
Honduras	100%	100%	100%	100%	100%	100%	100%	100%	100%	100%	100%	100%
Hong Kong SAR, China	100%	100%	100%	100%	100%	100%	100%	75%	100%	100%	100%	100%
India	50%	100%	100%	100%	100%	75%	100%	63%	74%	51%	100%	100%
Indonesia	98%	98%	98%	95%	100%	49%	100%	0%	57%	86%	100%	0%
Iraq	0%	0%	100%	80%	25%	17%	100%	100%	100%	100%	100%	49%
Ireland	100%	100%	100%	100%	100%	92%	100%	100%	100%	100%	100%	100%
Italy	100%	100%	100%	100%	100%	92%	100%	100%	100%	100%	100%	100%
Japan	100%	100%	100%	100%	100%	72%	100%	60%	100%	100%	100%	100%
Jordan	100%	100%	100%	100%	100%	75%	100%	50%	100%	100%	100%	100%
Kazakhstan	100%	100%	100%	100%	100%	92%	100%	20%	75%	100%	100%	100%
Kenya	100%	100%	100%	100%	100%	97%	100%	75%	80%	78%	100%	100%
Kosovo	100%	100%	100%	100%	100%	100%	100%	100%	100%	100%	100%	100%
Liberia (2010 data)	100%	100%	100%	60%	100%	67%	100%	100%	100%	100%
Macedonia, FYR	100%	100%	100%	100%	100%	100%	100%	100%	100%	100%	100%	100%
Madagascar	100%	100%	100%	100%	100%	100%	100%	100%	100%	100%	100%	100%
Malaysia	50%	60%	100%	39%	100%	83%	100%	100%	100%	70%	100%	100%
Mali	100%	95%	100%	100%	100%	100%	100%	49%	100%	100%	100%	100%
Mauritius	100%	100%	100%	100%	100%	100%	100%	60%	100%	100%	100%	100%

Note: Denotes maximum foreign equity ownership allowed. 0% indicates that foreign ownership of a company is not allowed; and 100% indicates that full foreign ownership of companies is allowed.

(continued)

TABLE 7: Country-level foreign equity ownership index (12 sector groups and 103 economies) (continued)

	Agriculture and Forestry	Mining and Oil & Gas	Manufacturing	Electricity	Waste management and water supply	Transportation	Tourism	Media	Telecom	Financial Services	Accounting	Education
Mexico	49%	50%	100%	0%	100%	83%	100%	25%	75%	100%	100%	100%
Moldova	50%	100%	100%	100%	100%	100%	100%	100%	100%	100%	100%	100%
Montenegro	100%	100%	100%	100%	100%	100%	100%	100%	100%	100%	100%	100%
Morocco	100%	88%	100%	60%	100%	83%	100%	100%	100%	100%	100%	100%
Mozambique	100%	100%	100%	100%	100%	100%	100%	20%	75%	100%	100%	100%
Nepal	100%	100%	67%	60%	50%	67%	100%	100%	100%	100%	51%	100%
Netherlands	100%	100%	100%	60%	50%	92%	100%	100%	100%	100%	100%	100%
New Zealand	100%	100%	100%	100%	100%	100%	100%	100%	100%	100%	100%	100%
Nicaragua	100%	100%	100%	80%	50%	83%	100%	100%	100%	100%	100%	100%
Nigeria	100%	100%	100%	100%	100%	100%	100%	100%	100%	100%	100%	100%
Pakistan	100%	100%	100%	100%	100%	92%	100%	37%	100%	83%	100%	100%
Papua New Guinea	100%	100%	100%	100%	100%	100%	100%	100%	100%	100%	100%	100%
Peru	100%	100%	100%	100%	100%	92%	100%	100%	100%	100%	100%	100%
Philippines	40%	40%	100%	40%	40%	50%	100%	0%	40%	87%	0%	40%
Poland	100%	100%	100%	100%	100%	83%	100%	75%	100%	100%	100%	100%
Romania	100%	100%	100%	100%	100%	92%	100%	100%	100%	100%	100%	100%
Russia Federation	100%	100%	100%	100%	100%	92%	100%	75%	100%	66%	100%	100%
Rwanda	100%	100%	100%	100%	100%	100%	100%	100%	100%	100%	100%	100%
Saudi Arabia	100%	50%	100%	100%	100%	67%	100%	0%	70%	60%	75%	100%
Senegal	100%	95%	100%	100%	100%	100%	100%	100%	100%	100%	100%	100%
Serbia	100%	100%	100%	100%	100%	100%	100%	75%	100%	100%	100%	100%
Sierra Leone	100%	100%	100%	80%	50%	100%	100%	100%	100%	100%	100%	100%
Singapore	100%	100%	100%	100%	100%	83%	100%	31%	100%	100%	100%	100%
Slovak Republic	100%	100%	100%	100%	100%	92%	100%	100%	100%	100%	100%	100%
Solomon Islands	100%	100%	100%	100%	100%	100%	100%	100%	100%	100%	100%	100%
South Africa	100%	74%	100%	93%	100%	83%	100%	60%	70%	100%	100%	100%
Spain	100%	100%	100%	98%	100%	92%	100%	75%	100%	100%	100%	100%
Sri Lanka	70%	70%	100%	39%	100%	52%	100%	40%	100%	100%	100%	100%

Note: Denotes maximum foreign equity ownership allowed. 0% indicates that foreign ownership of a company is not allowed; and 100% indicates that full foreign ownership of companies is allowed.

TABLE 7: Country-level foreign equity ownership index (12 sector groups and 103 economies)

	Agriculture and Forestry	Mining and Oil & Gas	Manufacturing	Electricity	Waste management and water supply	Transportation	Tourism	Media	Telecom	Financial Services	Accounting	Education
Sudan (2010 data)	50%	100%	100%	..	100%	50%	100%	0%
Syria	100%	50%	33%	100%	0%	0%	53%	0%	20%
Taiwan, China	50%	100%	100%	80%	50%	67%	100%	80%	60%	100%	100%	100%
Tanzania	100%	100%	100%	100%	100%	100%	100%	70%	100%	77%	100%	100%
Thailand	49%	75%	100%	100%	75%	49%	49%	35%	49%	75%	49%	100%
The Dominican Republic	100%	100%	100%	80%	50%	100%	100%	75%	100%	100%	100%	100%
Kyrgyz Republic	100%	100%	100%	100%	100%	100%	100%	100%	100%	100%	100%	100%
Korea, Rep.	100%	100%	100%	80%	100%	92%	100%	40%	49%	100%	100%	0%
Yemen, Rep.	100%	100%	100%	100%	100%	100%	100%	100%	100%	100%	100%	100%
Tunisia	83%	100%	100%	60%	50%	58%	100%	50%	100%	100%	0%	50%
Turkey	100%	100%	100%	80%	100%	75%	100%	75%	100%	100%	100%	100%
Uganda	100%	100%	100%	100%	100%	100%	100%	100%	100%	100%	100%	100%
Ukraine	100%	100%	100%	100%	100%	100%	100%	100%	100%	100%	100%	100%
United Kingdom	100%	100%	100%	100%	100%	92%	100%	100%	100%	100%	100%	100%
United States	100%	100%	100%	100%	100%	100%	100%	100%	100%	100%	100%	100%
Venezuela, RB	100%	49%	100%	24%	100%	100%	100%	20%	100%	100%	100%	100%
Vietnam	76%	76%	100%	60%	76%	49%	100%	0%	53%	83%	100%	100%
Zambia	100%	100%	100%	100%	100%	100%	100%	100%	100%	100%	100%	100%

Note: Denotes maximum foreign equity ownership allowed. 0% indicates that foreign ownership of a company is not allowed, and 100% indicates that full foreign ownership of companies is allowed.

ANNEX 2: Methodology and data of the *Starting a Foreign Investment* indicators

Methodology

The *Starting a Foreign Investment* indicators quantify several aspects of business establishment regimes important to foreign companies when establishing a subsidiary in a foreign economy. The indicators focus both on the economies' commercial legal framework as well as its implementation in practice in the areas measured.

Case study: The data used in the development of the indicators was collected through a standard questionnaire distributed to law and accounting firms, chambers of commerce as well as investment promotion agencies. In order to gather comparable data across economies, the *Starting a Foreign Investment* questionnaire is based on a case study of a hypothetical foreign company planning a capital investment of US\$10 million in order to establish a wholly foreign-owned subsidiary in the form of an LLC in the host country. The company will be established in the country's most populous city, will operate in the manufacturing of basic consumer products sector and will be involved in international trade. The firm will not benefit from any special incentives granted through multilateral treaties between economies. In addition, the host country does not enjoy any special economic, trade or investment relationship with the parent company's home country. Finally, the investment does not take place in any zone covered by a special FDI regime.

The indicators measure the time and procedures required to establish a wholly foreign-owned subsidiary in an economy. In addition, the indicators also evaluate the characteristics of the regulatory and administrative regimes for business start-up.

The number of procedural steps involved in establishing a wholly foreign-owned subsidiary includes both pre- and post-incorporation procedures that are officially required for a foreign investor to formally operate a business are recorded. A procedure is defined as any interaction of the parent company or its legal representatives with external parties (for example, government agencies or notaries). Interactions between company founders or company officers and employees are not counted as procedures. Procedures that must be completed in the same building, but in different offices, are counted as separate procedures. If the same office has to be visited several times for different sequential procedures, each is counted separately.

The indicators partially builds on the Doing Business *Starting a Business* data which measures the process of establishing a locally owned SME and highlights areas that are of specific interest to foreign investors. The survey respondents are asked to identify whether each of the procedures required of domestic companies also apply to foreign-owned ones, and if so, whether the time needed in

practice to complete the procedures is the same for both types of companies. In addition, typical common procedures for a foreign company engaged in international trade are identified and respondents are asked to note whether said procedures are required in their country as well as recognize any additional procedures.

Below are the areas measured by the legal indicators:

- Requirements forcing the use of a local third party (counsel, notary, investment promotion agency) during the establishment process;
- Ratification of the 1961 Hague Apostille Convention;
- Possibility of expediting establishment procedures through an official channel (availability of fast-track procedures);
- Requirement of an investment approval (nature of investment approval requirement, possibility of appeal, minimum required amount of investment, period of validity);
- Business registration process;
- Minimum capital requirements (for LLCs but also other legal forms such as corporations, limited partnerships etc.);
- Availability of electronic services (online laws, regulations, documents, and registration).

Limitations

The *Starting a Foreign Business* indicators' limitations:

- The *Starting a Foreign Investment* indicators assume that the establishment process occurs in the country's most populous city and do not explore possible variations in other parts of the country (no subnational comparison either);
- The indicators do not measure the number of procedures required to establish different types of a business (such as corporation or partnership) or other types of foreign investment projects (such as joint ventures, licensing agreements, or establishment of branch offices);
- The case study also stipulates that the foreign subsidiary will engage in international trade, thus the indicators consider obtaining a trade license a required procedure for the start-up process;
- The indicators do not cover specific types of licenses such as sector-specific licenses, permits for health, food safety, and product regulations;
- The indicators do not cover government reviews of foreign acquisitions.

TABLE 8: Country-level indicators reflecting the additional procedures required exclusively of foreign companies in 102 economies

Economies	Total number of additional procedures	Additional days required to establish for foreign-owned companies		Total days required to establish for foreign-owned companies	Authentication of parent documentation overseas	Foreign investment approval			International trade license	Authorization of imported foreign capital
		required to establish for foreign-owned companies	required to establish for foreign-owned companies			Actual approval	Mere declaration	Required only for incentives		
Albania	1	1	5	X						
Algeria	3	122	147	X	X					X
Angola	4	128	196	X	X				X	X
Argentina	3	24	48	X	X				X	X
Armenia	1	1	9	X						
Australia	0	0	2							
Austria	2	2	27	X						X
Azerbaijan	1	1	9	X						
Bangladesh	3	26	45	X					X	X
Belarus	1	1	6	X						
Bolivia	2	11	61	X					X	
Bosnia and Herzegovina	2	13	50	X					X	
Brazil	3	33	152	X					X	X
Brunei Darussalam			101	X						
Bulgaria	1	1	19	X						
Burkina Faso	1	1	14				X			
Burundi	1	1	9	X						
Cambodia	1	1	86	X						
Cameroon	4	10	39	X					X	X
Canada	1	1	6						X	
Chad	2	2	64	X						X
Chile	2	2	10	X						X
Colombia	3	5	18	X					X	X

(continued)

TABLE 8: Country-level indicators reflecting the additional procedures required exclusively of foreign companies in 102 economies (continued)

Economies	Total number of additional procedures	Additional days		Total days required to establish for foreign-owned companies	Authentication of parent documentation overseas	Foreign investment approval			International trade license	Authorization of imported foreign capital
		required to establish for foreign-owned companies	required to establish for foreign-owned companies			Actual approval	Mere declaration	Required only for incentives		
Congo, Dem. Rep.	3	33	91			X		X	X	X
Costa Rica	2	3	63		X				X	
Côte d'Ivoire	2	4	36						X	X
Croatia	2	2	11		X					X
Cyprus	0	0	8							
Czech Republic	2	2	22		X		X			
Ecuador	3	4	60		X				X	X
Egypt, Arab Rep.	2	4	11		X				X	
Ethiopia	4	17	32		X		X		X	X
France	3	4	11				X			X
Georgia	1	1	3		X					
Germany	2	2	17		X					X
Ghana	3	33	45				X		X	X
Greece	3	3	14		X				X	
Guatemala	2	9	49		X					
Haiti (DB 2013; FDI Regs 2010)	2	15	120		X					
Honduras	2	4	18		X				X	
Hong Kong SAR, China	0	0	3							
India	3	8	35		X		X		X	
Indonesia	3	11	56		X		X		X	
Iraq	0	0	74							
Ireland	0	0	10							
Italy	1	1	7		X					
Japan	2	2	25		X					X
Jordan	2	2	14		X				X	
Kazakhstan	2	11	30		X					X
Kenya	1	1	33		X					
Korea, Rep.	3	3	10		X		X			X
Kosovo	2	2	54		X				X	

TABLE 8: Country-level indicators reflecting the additional procedures required exclusively of foreign companies in 102 economies

Economies	Total number of additional procedures	Additional days required to establish for foreign-owned companies		Total days required to establish for foreign-owned companies	Authentication of parent documentation overseas	Foreign investment approval				International trade license	Authorization of imported foreign capital	
		1	8			Actual approval	Mere declaration	Required only for incentives				
Kyrgyz Republic	1	1	8		X							
Liberia (DB 2013; FDI Regs 2010)	3	5	11		X		X			X		
Macedonia, FYR	2	4	6		X		X					
Madagascar	0	0	8									
Malaysia	2	3	9		X							
Mali	1	15	23			X						
Mauritius	2	4	10		X		X	X				
Mexico	3	9	18		X		X			X		
Moldova	1	1	10		X							
Montenegro	2	3	12		X					X		
Morocco	2	2	14		X		X					
Mozambique	3	38	51		X					X	X	
Nepal	3	55	84		X		X				X	
New Zealand	1	2	3									
Nicaragua	2	6	45		X					X		
Nigeria	3	15	49				X			X	X	
Pakistan	3	15	36		X					X	X	
Papua New Guinea	3	61	112		X		X				X	
Peru	2	2	28		X		X					
Philippines	3	29	64		X					X	X	
Poland	1	1	33		X							
Romania	1	1	11		X							
Russian Federation	1	1	19		X							
Rwanda	2	2	5		X		X					
Saudi Arabia	2	21	42		X		X					
Senegal	2	2	7		X		X	X				

TABLE 8: Country-level indicators reflecting the additional procedures required exclusively of foreign companies in 102 economies (continued)

Economies	Total number of additional procedures	Additional days required to establish for foreign-owned companies		Total days required to establish for foreign-owned companies	Authentication of parent documentation overseas	Foreign investment approval			International trade license	Authorization of imported foreign capital
		required to establish for foreign-owned companies	required to establish for foreign-owned companies			Actual approval	Mere declaration	Required only for incentives		
Serbia	1	1	13	X						
Sierra Leone	2	31	43	X				X		
Singapore	1	1	4					X		
Slovak Republic	2	2	18	X						X
South Africa	3	38	57	X				X		X
Spain	4	13	42	X			X			
Sri Lanka	3	18	47	X			X			X
Sudan (DB 2013; FDI Regs 2010)	3	19	55	X			X			
Taiwan, China	4	11	21	X			X		X	X
Tanzania	2	9	35	X					X	
Thailand	2	2	31	X					X	
The Dominican Republic	2	7	29	X					X	
The Netherlands	0	0	5							
Yemen, Rep.	2	16	56	X			X			
Tunisia	4	7	19	X			X		X	X
Turkey	2	2	8	X						X
Uganda	2	5	38	X			X		X	
Ukraine	1	1	23	X						
United Kingdom	1	1	14							
United States	2	2	8							
Venezuela, RB	2	180	325	X						X
Vietnam	2	76	110	X			X			
Zambia	1	15	18	X						

Contributors

GLOBAL AND REGIONAL CONTRIBUTORS

AMERICAN BAR ASSOCIATION (ABA)

BAKER & MCKENZIE

DELOITTE

DLA PIPER

ERNST & YOUNG

GIDE LOYRETTE & NOUËL

JOHN W FFOOKS & CO

KPMG

MAVER BROWN

PRICEWATERHOUSECOOPERS (PWC)

SALANS

TALAL ABU-GHAZALEH LEGAL

WHITE & CASE

WOLF THEISS

WORLD LAW GROUP

AFGHANISTAN

Omar Joya

AFGHANISTAN INVESTMENT SUPPORT AGENCY

Ghulam Rabbani Mansoori

AFGHANISTAN INVESTMENT SUPPORT AGENCY

Baryalay Malyar

AFGHANISTAN INVESTMENT SUPPORT AGENCY

ALBANIA

Jonida Beqiri

DRAKOPOULOS LAW FIRM

Jona Bica

KALO & ASSOCIATES

Jonida Braja

WOLF THEISS RECHTSANWÄLTE GMBH

Ilir Daci

OPTIMA LEGAL & FINANCIAL

Eniana Dupi

AECO CONSULTING SHPK

Sokol Elmazaj

BOGA & ASSOCIATES

Irsida Cjino

KALO & ASSOCIATES

Bers Hado

BOGA & ASSOCIATES

Eris Hoxha

OPTIMA LEGAL & FINANCIAL

Shpati Hoxha

HOXHA, MEMI & HOXHA (HM&H) SHPK.

Xhet Hushi

KALO & ASSOCIATES

Evis Jani

Alexandros Karakitis

ERNST & YOUNG ALBANIA

Denita Katragjini

Jonida Lakurij

ERNST & YOUNG ALBANIA

Blerta Nesho

WOLF THEISS RECHTSANWÄLTE GMBH

Artila Rama

Loriana Robo

KALO & ASSOCIATES

Enkelejd Seitllari

KALO & ASSOCIATES

Elda Shuraja

HOXHA, MEMI & HOXHA

Olti Skrame

INDEPENDENT LAWYER

Alketa Uruçi

BOGA & ASSOCIATES

Evis Zaja

OPTIMA LEGAL & FINANCIAL

ALGERIA

Fatiha Aouam

C.M.S. BUREAU FRANCIS LEFEBVRE

Amine Bensiam

CMS BUREAU FRANCIS LEFEBVRE ALGÉRIE

Ahmed Djouadi

CABINET DJOUADI ET HADJ HAMOU

Abdelkader Habibi

HABIBI AVOCATS ET ASSOCIÉS

Nabila Kassimi

C.M.S. BUREAU FRANCIS LEFEBVRE

Kelly Vlach

C.M.S. BUREAU FRANCIS LEFEBVRE

ANGOLA

Manuela Cunha

MMMC- MARIA MANUELA MORAIS CUNHA, ABOGADOS

Maria Manuela Cunha

MMMC ABOGADOS

Filipa Lima

RPA - RUI PEÑA & ARNAUT ASSOCIADOS, SOCIEDADE DE ABOGADOS, R.L.

Itweva Nogueira

CFRA LAW FIRM

Nair Pitra

CFRA LAW FIRM

Candice Saraiva

MMMC-MARIA MANUELA MORAIS CUNHA, ABOGADOS

ERNST & YOUNG

GLA ABOGADOS - GABINETE LEGAL ANGOLA

ANGOLA

GLA - GABINETE LEGAL ANGOLA

ARGENTINA

Patricio Abal

DFG ABOGADOS

Luis Arana Tagle

NEGRI & TEJERO ABOGADOS

Natalia Artmann

ALFARO ABOGADOS

Ariadna Artopoulos

M. & M. BOMCHIL

Damian Fernando Beccar Varela

ESTUDIO BECCAR VARELA

Paula Beveraggi

M. & M. BOMCHIL

Marcelo E. Bombau

M. & M. BOMCHIL

Alejandra Bouzigues

HOPE, DUGGAN & SILVA

Nicolás Bühler

HOPE, DUGGAN & SILVA

Cynthia Paula Calligaro

TANOIRA CASSAGNE

Mariela Caraballo

M. & M. BOMCHIL

Alejandro Ciero

TANOIRA CASSAGNE

María Carolina Crespo

ESTUDIO BECCAR VARELA

Leandro Dames

DFG ABOGADOS

Analia D'Oria

RATAGAN, MACCHIAVELLO, AROCENA & PEÑA ROBIROSA ABOGADOS

Mariano Fabrizio

DFG ABOGADOS

Lucía Ferreyra

NEGRI & TEJERO ABOGADOS

Santiago Figuerero

BRUCHOU, FERNÁNDEZ MADERO & LOMBARDI (BFM&L)

Agustina Hermida

BRUCHOU, FERNÁNDEZ MADERO & LOMBARDI (BFM&L)

Adrián F. J. Hope

HOPE, DUGGAN & SILVA

Héctor M. Huici

M. & M. BOMCHIL

Soledad Lamas

RATAGAN, MACCHIAVELLO, AROCENA & PEÑA ROBIROSA ABOGADOS

Laura Lavia Haidempergher

M. & M. BOMCHIL

Bastiana Locurscio

RATAGAN, MACCHIAVELLO, AROCENA & PEÑA ROBIROSA ABOGADOS

Inés Lucena Maguire

BRUCHOU, FERNÁNDEZ MADERO & LOMBARDI (BFM&L)

Monica Lupi

SANCHEZ, LUPI & ASSOCIATES

Pedro Iván Mazer

ALFARO ABOGADOS

Alejandro Mora

M. & M. BOMCHIL

Gotardo C. Pedemonte

HOPE, DUGGAN & SILVA

Estefanía Peiretti

M. & M. BOMCHIL

Sebastian Rodrigo

ALFARO ABOGADOS

Damián Rodríguez Peluffo

NEGRI & TEJERO ABOGADOS

Gonzalo Sanchez

SANCHEZ, LUPI & ASSOCIATES

Juan Carlos Sanguinetti

NEGRI & TEJERO ABOGADOS

Ricardo Seeber

ESTUDIO BECCAR VARELA

Hernán Slemenson

MARVAL O'FARREL & MAIRAL

Pablo Staszewski

STASZEWSKI & ASOC.

Hugo E. Vivot

HOPE, DUGGAN & SILVA

ARMENIA

Sevak Aleksanyan

INVESTMENT LAW GROUP LLC

Vahe Kakoyan

INVESTMENT LAW GROUP, LLC

Kamo Karapetyan

ERNST & YOUNG CJSC

Edith Khachatourian

ILC (INTERNATIONAL LEGAL CONSULTING)

Karen Martirosyan

AMERIA CJSC

Suren Petrosyan

ILC (INTERNATIONAL LEGAL CONSULTING)

David Sargsyan

AMERIA CJSC

Liana Voskerchyan

GRIGORYAN&PARTNERS (GPARTNERS) LAW FIRM

ARMENIAN DEVELOPMENT AGENCY

AUSTRALIA

Grant Anderson

ALLENS ARTHUR ROBINSON

Niranjan Arasaratnam

ALLENS ARTHUR ROBINSON

John Atanaskovic

ATANASKOVIC HARTNELL

Robert Clarke

ALLENS ARTHUR ROBINSON

Nicholas Cowie

ALLENS ARTHUR ROBINSON

Georgia Daoud

ALLENS ARTHUR ROBINSON

Andrew Lumsden

CORRS CHAMBERS WESTGARTH

FREEHILLS

FOREIGN INVESTMENT AND TRADE POLICY DIVISION, THE TREASURY

AUSTRIA

Johannes Barbist

BINDER GROESSWANG RECHTSANWÄLTE GMBH

Lukas Bauer

FRESHFIELDS BRUCKHAUS DERINGER

Stephan Denk

FRESHFIELDS BRUCKHAUS DERINGER

Gabriele Etzl

WOLF THEISS RECHTSANWÄLTE GMBH

Eva Fischer

WOLF THEISS RECHTSANWÄLTE GMBH

Alexander Forster

CMS REICH-ROHRWIG HAINZ RECHTSANWÄLTE GMBH

Melanie Gassler-Tischlinger

GREITER PEGGER KOFLER & PARTNERS

Gottfried Gassner

BINDER GRÖSSWANG RECHTSANWÄLTE GMBH

Claudia Grabmair

GREITER PEGGER KOFLER & PARTNERS

Jakob Halder

BINDER GROESSWANG RECHTSANWÄLTE GMBH

Christian Herbst

SCHÖNHERR RECHTSANWÄLTE GMBH

Simone Motyka

FRESHFIELDS BRUCKHAUS DERINGER

Katharina Oberhofer

SCHÖNHERR RECHTSANWÄLTE GMBH

Maria Th. Pfluegl

FRESHFIELDS BRUCKHAUS DERINGER LLP

Carmen Thornton

CMS REICH-ROHRWIG HAINZ RECHTSANWÄLTE GMBH

Wolfgang Tichy

SCHÖNHERR RECHTSANWÄLTE GMBH

Dieter Zandler

CMS REICH-ROHRWIG HAINZ RECHTSANWÄLTE GMBH

AUSTRIAN BUSINESS AGENCY

AZERBAIJAN

Sharafat Ahmadli

DELOITTE & TOUCHE LLC

Elnur Aliyev

BHM BAKU LAW CENTRE

Aykhan Asadov

BAKER & MCKENZIE

Natavan Baghirova

BM INTERNATIONAL LLC

Alum Bati

WICKLOW CORPORATE SERVICES LIMITED

Arzu Hajiyeva

ERNST & YOUNG HOLDINGS (C S) B.V., TAX AND LEGAL SERVICES

James Hogan

SALANS UK LIMITED (AZERBAIJAN BRANCH)

Nuran Kerimov

DELOITTE & TOUCHE LLC

Natik Mamedov

BAKER & MCKENZIE

Vugar Mammadov

DELOITTE & TOUCHE LLC

Ruslan Mukhtarov

BM INTERNATIONAL LLC

Sabina Orujova

SALANS UK LIMITED

Naida Sadigova

SALANS UK LIMITED (AZERBAIJAN BRANCH)

Mehman Sultanov

BHM BAKU LAW CENTRE

Sona Taghiyeva

SALANS UK LIMITED

Mahmud Yusifli

Isirat Nabila
SHAWN NOVEL & NOVEL
Shawn Novel
SHAWN NOVEL & ASSOCIATES
Pradip Paul
BANGLADESH BANK
Farzana Shila
AFKABIR & ASSOCIATES

BELARUS

Valeria Afanasyeva
SORAINEN & PARTNERS FLLC
Irina Anop
STEPANOVSKI, PAPAUL & PARTNERS LLC
Nikolay Artemyev
EGOROV PUGINSKY AFANASIEV & PARTNERS
Valentina Egurova
STEPANOVSKI, PAPAUL & PARTNERS LLC
Elena Hmeleva
BUSINESSCONSULT LAW FIRM
Natalia Kazlouskaya
SPECIALIZED LAW OFFICE OF MINSK CITY BAR
Nina Knyazeva
BUSINESSCONSULT LAW FIRM
Olga Kuchinskaja
VLASOVA, MIKHEL & PARTNERS LAW FIRM
Ann Laevskaya
SORAINEN
Sergei Makarchuk
CERHA HEMPEL SPIEGELFELD HLAWATI
Mikalai Markounik
VLASOVA, MIKHEL AND PARTNERS LLC
Uladzimir Nescier
KPMG LLC (BELARUS)
Valentina Ogarkova
STEPANOVSKI, PAPAUL & PARTNERS LLC
Tatiana Ostrovskaya
KPMG LLC (BELARUS)
Volha Parfenchyk
CERHA HEMPEL SPIEGELFELD HLAWATI
Anna Rusetskaya
EGOROV PUGINSKY AFANASIEV & PARTNERS
Maksim Salahub
SORAINEN & PARTNERS FLLC
Maxim Shapelevich
Kirill Shoda
EGOROV PUGINSKY AFANASIEV & PARTNERS
Ksana Sidoruk
VLASOVA, MIKHEL AND PARTNERS LLC
Vasilij Volozhinet
VLASOVA, MIKHEL AND PARTNERS LLC
Maryia Yavorava
EGOROV PUGINSKY AFANASIEV & PARTNERS
Ekaterina Zabello
VLASOVA, MIKHEL & PARTNERS LAW FIRM

BOLIVIA

Maria Ballivián
C.R. & F. ROJAS-ABOGADOS
Enrique Barrios
GUEVARA & GUTIERREZ S.C.

Mauricio Becerra de la Roca Donoso
BECERRA DE LA ROCA DONOSO & ASOCIADOS (BDA ABOGADOS)

Rodrigo Garrón
GARRON BOZO ABOGADOS
César Lora Moretto
PRICEWATERHOUSECOOPERS S.R.

Ramiro Moreno Baldvieso
MORENO BALDIVIESO LAW FIRM

Carlos Mostajo
MOSTAJO SOCIEDAD CIVIL - FIRMA LEGAL

Denise Mostajo
MOSTAJO SOCIEDAD CIVIL - FIRMA LEGAL

Lorena Otero
INDACOCHA & ASOCIADOS, ABOGADOS

Mariana Pereira
INDACOCHA & ASOCIADOS, ABOGADOS SC

Mauricio Saldaña
INDACOCHA & ASOCIADOS, ABOGADOS SC

Sandra Salinas
C.R. & F. ROJAS-ABOGADOS

BOSNIA AND HERZEGOVINA

Amar Bajramović
LAW OFFICE MILJKOVIĆ IN COOPERATION WITH WOLF THEISS

Dijana Bijelić-Tadić
LAW FIRM "SAJIĆ" O.D. BANJA LUKA

Mubera Brković
PRICEWATERHOUSECOOPERS D.O.O. SARAJEVO

Edin Buljubašić

Femil Čurt
ČURT FEMIL

Nermina Hadziosmanovic
PRICEWATERHOUSECOOPERS D.O.O. SARAJEVO

Dijana Ivanović
MARIĆ & Co. LAW FIRM LLC

Tijana Kondić
LAW FIRM "SAJIĆ" O.D. BANJA LUKA

Branko Marić
MARIĆ & Co. LAW FIRM LLC

Predrag Radovanovic
MARIĆ & Co LAW FIRM LLC

Alma Ramezić
PRICEWATERHOUSECOOPERS

Maja Šimunac
WOLF THEISS D.O.O.

Boris Stojanović
LAW FIRM "SAJIĆ" O.D. BANJA LUKA

Vildana Ušćuplić-Ramović
FOREIGN INVESTMENT PROMOTION AGENCY

BRAZIL

João Henrique Algarve
CARVALHO, MACHADO, TIMM & DEFFENTI ABOGADOS

Graciema Almeida
PINHEIRO NETO ABOGADOS

Julio Augusto Alves de Oliveira
SIQUEIRA CASTRO ABOGADOS

Jorge Henrique Amaral Zaninetti
SIQUEIRA CASTRO ABOGADOS

Bruno Andrioli Galvão
MATTOS FILHO, VEIGA FILHO, MARREY JR. & QUIROGA ABOGADOS

Adriana Baroni Santi
ULHOA CANTO, REZENDE E GUERRA ABOGADOS

Alexandre Bertoldi
PINHEIRO NETO ABOGADOS

Jaqueline Chang
CAMPOS MELLO ABOGADOS

Andrea Coimbra de Oliveira
MATTOS FILHO, VEIGA FILHO, MARREY JR. & QUIROGA ABOGADOS

João Ricardo de Azevedo Ribeiro
MATTOS FILHO, VEIGA FILHO, MARREY JR. & QUIROGA ABOGADOS

Rodrigo de Madureira Pará Diniz
MATTOS FILHO, VEIGA FILHO, MARREY JR. & QUIROGA ABOGADOS

Fabiano Deffenti
CARVALHO, MACHADO, TIMM & DEFFENTI ABOGADOS

Oswaldo Dela Torre
MATTOS FILHO, VEIGA FILHO, MARREY JR. & QUIROGA ABOGADOS

Fernanda dos Santos Rotta
MATTOS FILHO, VEIGA FILHO, MARREY JR. & QUIROGA ABOGADOS

Antonio Garbelini Junior
SIQUEIRA CASTRO ABOGADOS

Marina Gemperli
CAMPOS MELLO ABOGADOS

Marcello Lobo
PINHEIRO NETO ABOGADOS

Leticia Queiroz de Andrade
SIQUEIRA CASTRO ABOGADOS

Marcos Sader
ULHOA CANTO, REZENDE E GUERRA ABOGADOS

BRUNEI DARUSSALAM

THE BRUNEI ECONOMIC DEVELOPMENT BOARD

BULGARIA

Galina Andreeva
COELER LEGAL CONSULTING

Mariya Bakalova
CMS CAMERON MCKENNA LLP-BULGARIA BRANCH/DUNCAN WESTON

Alexander Chatalbashev
BOYANOV & CO

Emil Delchev
DELICHEV & PARTNERS LAW FIRM

Svetoslav Dimitrov
PENKOV, MARKOV AND PARTNERS - ATTORNEYS AT LAW

Denitsa Dudevska
CMS CAMERON MCKENNA LLP-BULGARIA BRANCH/DUNCAN WESTON

Milena Gaidarska
PENKOV, MARKOV & PARTNERS - ATTORNEYS AT LAW

Milena Gineva
I.K. ROKAS AND PARTNERS LAW FIRM, BRANCH BULGARIA

Kamen Gogov
DELICHEV & PARTNERS LAW FIRM

Alexander Ivanov
"MUSSEVA AND IVANOV" ATTORNEY PARTNERSHIP

Nickolay Kiskinov
PENKOV, MARKOV AND PARTNERS - ATTORNEYS AT LAW

Svetlina Kortenska
BOYANOV&CO
Ivan Marinov
DELICHEV & PARTNERS LAW FIRM

Juliana Mateeva
KPMG BULGARIA OOD
Boyana Milcheva
DIMITROV, PETROV AND CO. LAW FIRM

Hristo Nihrizov
DIMITROV, PETROV & CO. LAW FIRM

Bogdana Pachilova
COLLIERS INTERNATIONAL. BULGARIA

Vladimir Penkov
PENKOV, MARKOV & PARTNERS - ATTORNEYS AT LAW

Milena Rizova
YORDANOVA, RIZOVA & PARTNERS

Elina Ruseva
TZVETKOVA, BEBOV & PARTNERS

Yavor Ruskov
YORDANOVA, RIZOVA & PARTNERS

Veliko Savov
CMS CAMERON MCKENNA LLP-BULGARIA BRANCH/DUNCAN WESTON

Peter Stanchev
KPMG BULGARIA OOD

Donka Stoyanova
DIMITROV, PETROV AND CO. LAW FIRM

Lyubomir Talev
I.K. ROKAS AND PARTNERS LAW FIRM, BRANCH BULGARIA

Ralitz Tihova
I.K. ROKAS AND PARTNERS LAW FIRM, BRANCH BULGARIA

Victoria Tzonkova
TSVETKOVA, BEBOV & PARTNERS ATTORNEYS-AT-LAW

Atanas Valov
PENKOV, MARKOV & PARTNERS - ATTORNEYS AT LAW

BURKINA FASO

JOHN W FFOOKS & CO

BURUNDI

Déo Nitereka
Gustave Niyonzima
CABINET D'AVOCAT, MAITRE GUSTAVE NIYONZIMA
JOHN W FFOOKS & CO

CAMBODIA

Adnan Khan
DFDL MEKONG LEGAL & TAX ADVISERS
Sophorne Kheang
DFDL MEKONG LEGAL & TAX ADVISERS

Olivier Kry
DFDL MEKONG LEGAL & TAX ADVISERS

Guillaume Massin
DFDL MEKONG LEGAL & TAX ADVISERS

Bridie Sweetman
BNG LEGAL

CAMEROON

David Etah Akoh
ETAH - NAN & C (ATTORNEYS)
Joseph Pagop Noupoue
ERNST & YOUNG

Marie Roman
ERNST & YOUNG

Brice Tcheuffa Wendeu
ETAH - NAN & C (ATTORNEYS)
JOHN W FFOOKS & CO

CANADA

Anthony Baldanza
FASKEN MARTINEAU DUMOULIN LLP
Donald Dalik
FASKEN MARTINEAU DUMOULIN LLP

Andy Gibbons
TORYS LLP

Paul Lalonde
HEENAN BLAIKIE LLP

Daniel Law
FASKEN MARTINEAU DUMOULIN LLP

Damien Liddle
TORYS LLP

Mark Magro
FASKEN MARTINEAU DUMOULIN LLP

Phillip Mohtadi
TORYS LLP

Jonathan Myers
TORYS LLP

INVEST IN CANADA

CHAD

Kossi Mangua Nabia
FECMA - AUDIT FIRM
JOHN W FFOOKS & CO

CHILE

Felipe Allende
BOFILL MIR & ALVAREZ JANA

Sandra Benedetto
PWC CHILE

Javiera Bullemore
PWC CHILE

Charles Bunce
ERNST & YOUNG LTDA.

Javier Cerón Sánchez
CARIOLA, DIEZ, PÉREZ-COTAPOS Y CIA. LTDA.

Miguel Angel Contreras
NOGUERA, LARRAÍN & DULANTO

Felipe Escárate
MORALES & BESA LTDA.

Pamela Flores
PWC CHILE

Paulo Larraín
NOGUERA, LARRAÍN & DULANTO

Cristian Lefevre
ERNST & YOUNG LTDA.

José Luis Letelier Azzari
CARIOLA, DIEZ, PÉREZ-COTAPOS Y CIA. LTDA.

Sebastián Leyton
MORALES & BESA LTDA.

Carlos Marambio
BOFILL MIR & ALVAREZ JANA

Paulo Larraín Maturana
NOGUERA, LARRAÍN & DULANTO

Antonio Morales
MORALES & BESA LTDA.

Pablo Mujica Ovando
CARIOLA, DIEZ, PÉREZ-COTAPOS Y CIA. LTDA.

Bernardita Rivera
CORFO, CHILEAN ECONOMIC DEVELOPMENT AGENCY

Manuel Sánchez
BOFILL MIR & ALVAREZ JANA

Federico Santa María Rojas
CARIOLA, DIEZ, PÉREZ-COTIPOS Y
CÍA. LTDA.

Max Spiess
BARAONA MARRÉ - ABOGADOS

Kiara Spoerer
ERNST & YOUNG LTDA.

Jorge Valenzuela

Mauricio Valenzuela
PWC CHILE

COLOMBIA

Enrique Alvarez
LLOREDA CAMACHO & Co.

Mario Andrade Perilla
DELOITTE

Valeria Arango
POSSE, HERRERA & RUIZ

Alejandro Baena Jaramillo
ARRIETA, MANTILLA & ASOCIADOS

Claudia Barrantes
BRIGARD & URRUTIA ABOGADOS

Marcela Blanco
DIAZ, REUS & TARG LLP

Laura Carreño
BRIGARD & URRUTIA ABOGADOS

Botero Daniel
BAKER & MCKENZIE COLOMBIA S.A.

Andres De La Rosa Martinez
CAVELIER ABOGADOS

Michael Diaz
DIAZ, REUS & TARG LLP

Jaime Herrera
POSSE HERRERA & RUIZ

José Francisco Mafla
BRIGARD & URRUTIA ABOGADOS

María Fernanda Martínez
CAVELIER ABOGADOS

David Mejía
LLOREDA CAMACHO & Co.

Clare Montgomery
BAKER & MCKENZIE COLOMBIA S.A.

Paula Muñoz
PRIETOCARRIZOSA

Luisa Ocampo Jaramillo
ARRIETA MANTILLA & ASOCIADOS

Juan Sebastián Peredo
LLOREDA CAMACHO & Co.

Luis Pérez
BRIGARD & URRUTIA ABOGADOS

Juan Sebastián Pérez Villarreal
PROEXPORT COLOMBIA

Catalina Pinilla
CÁRDENAS & CÁRDENAS ABOGADOS
LTDA.

Alejandro Pinzón Naranjo
ARRIETA MANTILLA & ASOCIADOS

Carolina Posada
PROEXPORT

María Isabel Rodríguez
POSSE HERRERA & RUIZ

Mónica Rohenes
BAKER & MCKENZIE COLOMBIA S.A.

Sylvia Rueda
BAKER & MCKENZIE COLOMBIA S.A.

Cristina Toro
PRIETOCARRIZOSA

Oscar Tutasaura
POSSE HERRERA & RUIZ

Andrés Ucrós Maldonado
ARRIETA, MANTILLA & ASOCIADOS

Carlos Umaña
BRIGARD & URRUTIA ABOGADOS

Francisco Uribe
BRIGARD & URRUTIA ABOGADOS

Adriana Zapata
CAVELIER ABOGADOS

CONGO, DEM. REP

Nicaise Chikuru
CHIKURU & ASSOCIÉS, AVOCATS/
LAWYERS

Amisi Herady
ANAPI

Diane Iranga Fita
CABINET MURHONDEZI

Tshamala Kanyebe
ANAPI

David Luboya Kayaya
EBIC EXPERTISE BUSINESS
INTERNATIONAL COOPERATION

Oligo Mbelia
ANAPI

Charles Mushizi
CABINET MURHONDEZI

Kubokoso Jivet Ndela
CABINET

Murhondezi Shangalume
CABINET MURHONDEZI

COSTA RICA

Oswald Bruce Esquivel
ACZALAW ABOGADOS
CENTROAMERICANOS ASOCIADOS

Rafael E. Cañas Coto
FACIO ABOGADOS

Roberto Esquivel
OLLER ABOGADOS

Freddy Fachler
PACHECO COTO

Vivian Jiménez
OLLER ABOGADOS

Jolene Knorr
PACHECO COTO

Ronald Lachner
BLP ABOGADOS

Gabriela Miranda
OLLER ABOGADOS

Tomas Nassar
PACHECO COTO

Sergio Perez
LEXINCORP COSTA RICA

Juan Carlos Pizarro
PACHECO COTO

Guillermo Rodríguez Zúñiga
ACZALAW ABOGADOS
CENTROAMERICANOS ASOCIADOS

Mauricio Salas
BLP ABOGADOS

Carlos E. Valenciano Góngora
FACIO ABOGADOS

QUIRÓS ABOGADOS CENTRAL LAW

CÔTE D'IVOIRE

Kimbefo Ouattara
DELOITTE & TOUCHE CI

DELOITTE & TOUCHE CI

JOHN W FOOKS & Co

CROATIA

Iskra Bubaš
VERŠIĆ MARUŠIĆ LAW OFFICE

Tonka Gjoić
LAW FIRM GLINSKA & MIŠKOVIĆ

Tom Hadzija
KORPER & PARTNERI LAW FIRM

Srdan Jurić
SAVORIĆ & PARTNERS, ATTORNEYS
AT LAW

Josip Marohnić
LAW FIRM GLINSKA & MIŠKOVIĆ LTD.

Igor Mucalo
VERŠIĆ MARUŠIĆ LAW OFFICE

Karlo Novosel
LAW FIRM KARLO NOVOSSEL

Marija Petrović
LAW FIRM DIVJAK, TOPIĆ, BAHTIUREVIĆ

Danijel Pribanić
WOLF THEISS ZAGREB BRANCH

Boris Šavorić
ŠAVORIĆ & PARTNERS, ATTORNEYS
AT LAW

Toni Smrček
ŠAVORIĆ & PARTNERS, ATTORNEYS
AT LAW

Sutvild Uglešić
LAW FIRM DIVJAK, TOPIĆ, BAHTIUREVIĆ

Melita Veršić Marušić
VERŠIĆ MARUŠIĆ LAW OFFICE

Ivan Zupan
LAW FIRM KARLO NOVOSSEL

DELOITTE

CYPRUS

Anja Arsalides
CYPRUS INVESTMENT PROMOTION
AGENCY (CIPA)

Christis Christoforou
DELOITTE LTD

Costas Christoforou
CYPROMAN SERVICES LIMITED

Lefteris S. Eleftheriou
CIPA

Evgenios Evgeniou
PRICEWATERHOUSECOOPERS

Chris Koufaris
K & S EUROMANAGEMENT LTD

George Kouris
ERNST & YOUNG

Petros Liassides
THE INSTITUTE OF CERTIFIED PUBLIC
ACCOUNTANTS OF CYPRUS

Skevi. Matheopoulou
MINISTRY OF COMMERCE, INDUSTRY
& TOURISM

Manthos. Mavrommatis
CYPRUS CHAMBER OF COMMERCE AND
INDUSTRY

George Michael
MINISTRY OF COMMERCE, INDUSTRY
& TOURISM

Neophytos Neophytou
THE INSTITUTE OF CERTIFIED PUBLIC
ACCOUNTANTS OF CYPRUS

Gabriel Onisiforou
THE INSTITUTE OF CERTIFIED PUBLIC
ACCOUNTANTS OF CYPRUS

Leandros Papaphilippou
L. PAPAPHILIPPOU & Co

ANTIS TRIANTAFYLIDES & SONS LLC

CHRISTODOULOS G. VASSILIADES &
Co. LLC

CZECH REPUBLIC

Vladimír Ambruz
DELOITTE LEGAL S.R.O., ADVOKÁTŇNÍ
KANCELÁŘ / AMBRUZ & DARK,
ADVOKÁTI, V.O.S.

David Antoš
NORTON ROSE, V.O.S.

Zuzana Beniaková
HOGAN LOVELLS (PRAGUE) LLP

Michal Buchta
DELOITTE LEGAL LAW FIRM / AMBRUZ
& DARK LAW FIRM

Vladimír Čížek
HOGAN LOVELLS (PRAGUE) LLP

Eva Dvořáková
NORTON ROSE, V.O.S.

Pavel Frynta
WOLF THEISS ADVOKÁTI S.R.O.

Marketa Halova
CZECH NATIONAL BANK

Hana Hrbáčová
SALANS EUROPE LLP

Adam Juřica
WEINHOLD LEGAL, V.O.S.

Ludvík Juřicka
DELOITTE LEGAL LAW FIRM / AMBRUZ
& DARK LAW FIRM

Tomáš Kaspřík
WEINHOLD LEGAL, V.O.S.

Martin Kofroň
KPMG CZECH REPUBLIC S.R.O.

Petr Kotáb
SALANS EUROPE LLP

Jan Kotous
WOLF THEISS ADVOKÁTI S.R.O.

Martin Kraft
HOGAN LOVELLS (PRAGUE) LLP

Dagmar Kubíčková
DELOITTE LEGAL S.R.O., ADVOKÁTŇNÍ
KANCELÁŘ / AMBRUZ & DARK,
ADVOKÁTI, V.O.S.

Otakar Martinec
WEINHOLD LEGAL, V.O.S.

Jiri Mataj
CZECH NATIONAL BANK

Václav Semrád
WOLF THEISS ADVOKÁTI S.R.O.

Pavel Skopový
HOGAN LOVELLS (PRAGUE) LLP

Martin Špička
WEINHOLD LEGAL, V.O.S.

Petr Suchý
DELOITTE LEGAL S.R.O., ADVOKÁTŇNÍ
KANCELÁŘ / AMBRUZ & DARK,
ADVOKÁTI, V.O.S.

Jan Turek
WEINHOLD LEGAL, V.O.S.

Kateřina Zoubková
WEINHOLD LEGAL, V.O.S.

DLA PIPER PRAGUE LLP

DOMINICAN REPUBLIC

Isabel Andrickson
PELLERANO & HERRERA

Petra Batista
PELLERANO & HERRERA

Rafael Capellan
CENTRAL BANK OF THE DOMINICAN
REPUBLIC

David Infante
DELOITTE RD, SRL

Hilda Mercado
DELOITTE RD, SRL

Raúl Peña
PELLERANO & HERRERA

Vanessa Pimentel
PELLERANO & HERRERA

Edward Pina
BIAGGI & MESSINA

Richard Troncoso
DELOITTE RD, SRL

RUSSIN VECCHI & HEREDIA BONETTI

ECUADOR

Francisco Bustamante
BUSTAMANTE & BUSTAMANTE LAW FIRM

Juan Carlos Bustamante
BUSTAMANTE & BUSTAMANTE LAW FIRM

Santiago J. Bustamante
TOBAR Y BUSTAMANTE

Manuel Cartagena
DELOITTE ECUADOR

Sandra Cevallos
PÉREZ, BUSTAMANTE & PONCE,
ABOGADOS

Sebastian Cortez
NOBOA, PEÑA, LARREA & TORRES
LAW FIRM

Simon Davalos
GONZÁLEZ PEÑAHERRERA & ASOCIADOS,
ABOGADOS

Juan Carlos Dominguez
TOBAR Y BUSTAMANTE

Santiago Donoso
TOBAR Y BUSTAMANTE

Leopoldo González
PAZ HOROWITZ ROBALINO GARCÉS

Esteban Ortiz
PÉREZ, BUSTAMANTE & PONCE,
ABOGADOS

Patricio Pena
NOBOA, PEÑA, LARREA & TORRES
LAW FIRM

Alvaro Polit
NOBOA, PEÑA, LARREA & TORRES
LAW FIRM

Patricia Ponce
BUSTAMANTE & BUSTAMANTE

Daniel Robalino O.
PAZ HOROWITZ ROBALINO GARCÉS

María Fernanda Saá-Jaramillo
BUSTAMANTE & BUSTAMANTE

CORRAL & ROSALES

EGYPT, ARAB REP.

Amr Abbas
SHARKAWY & SARHAN LAW FIRM

Youssef Al Amly
IBRACHY AND DERMARKAR LAW OFFICE

Sahar Badran
IBRACHY AND DERMARKAR LAW OFFICE

Bahi El-Din El Ibrachy
IBRACHY AND DERMARKAR LAW OFFICE

Mariam El Masry
ZULFICAR AND PARTNERS LAW FIRM

Mahmoud Salah El Din El Saman
IBRACHY AND DERMARKAR LAW OFFICE

Eslam El-Harmy
DLA MATOUK BASSIOUNY LAW FIRM

Sara Elmatbouly
NOUR LAW OFFICE MANAGED BY
TROWERS AND HAMLINS

Yosr Hamza
SHARKAWY & SARHAN LAW FIRM

Sara Hinton
NOUR LAW OFFICE MANAGED BY
TROWERS AND HAMLINS

Ashraf Ihab
ZULFICAR AND PARTNERS LAW FIRM

Mohamed Maher
SHARKAWY & SARHAN LAW FIRM

Ram y Sadek
NOUR LAW OFFICE MANAGED BY
TROWERS AND HAMLINS

Mahmoud Salah
IBRACHY AND DERMARKAR LAW OFFICE

Hebatallah Samir
IBRACHY AND DERMARKAR LAW OFFICE

Radwa Sarhan
SHARKAWY & SARHAN LAW FIRM

GENERAL AUTHORITY FOR INVESTMENT
AND FREE ZONES (GAFI)

MINISTRY OF INVESTMENT

ETHIOPIA

Million Habte
MH-TRADE & DEVELOPMENT LAW
OFFICE - MH-TDLO

Zinet Kemal
ETHIOPIAN INVESTMENT AGENCY

Tamrat Assefa Liban
TAMRAT ASSEFA LIBAN LAW OFFICES

Wendwesson Shewarega
MH-TRADE & DEVELOPMENT LAW
OFFICE - MH-TDLO

Yemisrach Tassew
MH-TRADE & DEVELOPMENT LAW
OFFICE - MH-TDLO

TADESSE LAW FIRM

FRANCE

Bernard-Olivier Becker
SOLFIERINO ASSOCIÉS

Fouad Bellaaroussi
SOLFIERINO ASSOCIÉS (MÊME ADRESSE)

Romain Boyet
MAYER BROWN

Florian Burnat
MAYER BROWN

Julie Chapuy
MAYER BROWN

Segolene Dufetel
MAYER BROWN

Burnat Florian
MAYER BROWN

Florence Hilbert
ERNST & YOUNG SOCIÉTÉ D'AVOCATS

Véronique Le Faucheur
ERNST & YOUNG SOCIÉTÉ D'AVOCATS

Catherine Nommick
SOULIER AARPI LAW FIRM

Thomas Philippe
MAYER BROWN

Arthur Pierret
ERNST & YOUNG SOCIÉTÉ D'AVOCATS

Romain Rattaz
LACOURTIE BALAS RAQUIN

Magali Serror-Fienberg
ERNST & YOUNG SOCIÉTÉ D'AVOCATS

Laila Siassi
MAYER BROWN
DLA PIPER UK LLP

GEORGIA

Ekaterine Aleksidze
BGI ADVISORY SERVICES GEORGIA
(BGI LEGAL)

David Bazerashvili
VASHAKIDZE & BAZERASHVILI

Nato Darakhvelidze
DLA PIPER GEORGIA LP

Gia Getsadze
GETSADZE & PATEISHVILI LLC

Lasha Gogiberidze
BGI ADVISORY SERVICES GEORGIA

Eka Gordadze
Grigol Grigolava
THE NATIONAL BANK OF GEORGIA

Tamuna Gvaramia
BGI ADVISORY SERVICES GEORGIA, LTD
(BGI LEGAL)

Archil Imnaishvili
THE NATIONAL BANK OF GEORGIA

Anzor Khaindrava
BUSINESS LEGAL BUREAU

David Kikaleishvili
Nato Kokolashvili
BUSINESS LEGAL BUREAU

David Kvachantiradze
"VBAT" - VASHAKIDZE AND
BAZERASHVILI ATTORNEYS IN TBILISI

Tamar Kvintradze
GETSADZE & PATEISHVILI LLC

Irakli Pipia
DLA PIPER GEORGIA LP

Nana Shubitidze
BUSINESS LEGAL BUREAU

Levan Svimonishvili
ERNST & YOUNG LLC

Ketevan Tskhadadze
BGI ADVISORY SERVICES GEORGIA, LTD
(BGI LEGAL)

Mikheil Vashalidze
"VBAT" - VASHAKIDZE AND
BAZERASHVILI ATTORNEYS IN TBILISI

PRICEWATERHOUSE COOPERS CENTRAL
ASIA & CAUCASUS B.V.

BGI ADVISORY SERVICES GEORGIA, LTD
(BGI LEGAL)

GERMANY

Marius Boewe
MAYER BROWN LLP

Carsten Flasshoff
MAYER BROWN LLP

Carolin Gächke
SALANS LLP

Kai Liebrich
MAYER BROWN LLP

Markus Melcher
SALANS LLP

Christofer Mellert
LUTHER RECHTSANWALTSGESELLSCHAFT
MBH

Andrea Stratmann
MAYER BROWN LLP

Boris Strauch
SALANS LLP

Tobias von Gostomski
SALANS LLP

Martin Wittmann
LUTHER RECHTSANWALTSGESELLSCHAFT
MBH

GHANA

Elsie Addo Awadzi
LAWFIELDS CONSULTING

Rene Adu Junior
LAWFIELDS CONSULTING

Nana Ama Adoma Akwaah
BENTS-ENCHILL, LETSA & ANKOMAH

Vera Ayisi
AB & DAVID LAW

Kojo Bentsi-Enchill
BENTS-ENCHILL, LETSA AND ANKOMAH

Isabel Boaten
AB & DAVID LAW

Abena Amponsah Buansi
BENTS-ENCHILL, LETSA AND ANKOMAH

Seyram Dziku
BENTS-ENCHILL, LETSA AND ANKOMAH

Kwesi Keli-Delataa
SAM OKUDZETO & ASSOCIATES

Rosa Kudoadzi
BENTS-ENCHILL, LETSA & ANKOMAH

David Ofosu-Dorte
AB & DAVID LAW

Charles Okyere
LAWFIELDS CONSULTING

GREECE

Vassilis Chryssomalis
SARANTITIS LAW FIRM

Anthi Economou
V&P LAW FIRM

Antonis Katsigiannis
SARANTITIS LAW FIRM

Maria Malikouti
MOUSSAS & TSIBRIS LAW FIRM

Lori Maragou
ELIAS PARASKEVAS ATTORNEYS 1933

Theodora Monochartzis
SARANTITIS LAW FIRM

Themis Oikonomidi
V&P LAW FIRM

Dimitris Paraskevas
ELIAS PARASKEVAS ATTORNEYS 1933

George Politopoulos
SARANTITIS LAW FIRM

Gregory Triantafillopoulos
BAHAS, GRAMATIDIS & PARTNERS

Elias Tsaoussis
V&P LAW FIRM

Vicky Veli
BAHAS, GRAMATIDIS AND PARTNERS

Gregory Vlachos
SARANTITIS LAW FIRM

GUATEMALA

Jorge Luis Arenales
ARIAS & MUÑOZ - GUATEMALA

Markus Bihl
FIRMA DE ABOGADOS

Eddy Carpio
BANK OF GUATEMALA

Alvaro Castellanos
CONSORTIUM-RODRIGUEZ, ARCHILA,
CASTELLANOS, SOLARES & AGUILAR S.C.

Luis Pedro Del Valle
ARIAS & MUÑOZ GUATEMALA

Alejandra Escobar
FIRMA DE ABOGADOS

Johny Gramajo
BANK OF GUATEMALA

Mario Roberto Guadrón Rouanet
PALOMO & PORRAS

Walter Herrera
BANK OF GUATEMALA

Andrés Lowenthal
QUIÑONES, IBARGÜEN, LUJAN Y MATA

Paula Pando
CONSORTIUM-RODRIGUEZ, ARCHILA,
CASTELLANOS, SOLARES, AGUILAR S.C.

Juan José Porras Castillo
PALOMO & PORRAS

Lourdes Rodríguez Tobías
PALOMO & PORRAS

Ximena Tercero
ARIAS & MUÑOZ

HONDURAS

Juan José Alcerro Milla
AGUILAR CASTILLO LOVE

Edward Guevara
PwC HONDURAS

Claribel Medina
CENTRAL LAW HONDURAS

Jesus Humberto Medina Alva
CENTRAL LAW HONDURAS

Ramon Morales
PwC HONDURAS

Danna Paredes
PwC HONDURAS

Milton Rivera
PwC HONDURAS

Miguel Armando Zapata Izaguirre
GARCÍA & BODAN HONDURAS

CONSORTIUM CENTROAMÉRICA
ABOGADOS

GARCÍA & BODAN

HONG KONG SAR, CHINA

Maggie Cheung
MAYER BROWN JSM

Winnie Lam
MAYER BROWN JSM

Gerry O'Brien
MAYER BROWN JSM

DELOITTE

DLA PIPER HONG KONG

INDIA

Tejas Adiga
TALWAR THAKORE & ASSOCIATES

Anjali Aganwala
DUA ASSOCIATES

Amit Bhandari
VAISH ASSOCIATES

Mohd Iqbal Butt
DUA ASSOCIATES

Seema Chauhan
ARCHER & ANGEL

Srijoy Das
ARCHER & ANGEL

Sumedha Dutta
HSA LEGAL

Salil Gulati
DUA ASSOCIATES

Amitjivan Joshi
VAISH ASSOCIATES, ADVOCATES

Sanjeev Kaul
DUA ASSOCIATES

Anku Khanna
BSK LEGAL

Sunil Malik
DUA ASSOCIATES

Prateek Mohanty
HSA LEGAL

Hemant Puthran
VAISH ASSOCIATES, ADVOCATES

Nidhi Rani
TALWAR THAKORE & ASSOCIATES

Kumkum Sen
BHARUCHA & PARTNERS

Siddharth Seshan
ARCHER & ANGEL

Munish Sharma
DUA ASSOCIATES

Harvinder Singh
HSA ADVOCATES

Ritu Taimni
TALWAR THAKORE & ASSOCIATES

INDONESIA

Sthefanny Avoniga
BAHAR & PARTNERS

Poppy Cut Rahmasuci
HADIPUTRANTO, HADINOTO &
PARTNERS

Kus Endrawati
MAKARIM & TAIRA S.

Donny Fadilah
BAHAR & PARTNERS

Ratna Iskandar
MAKARIM & TAIRA S.

Stephanie Kandung
MAKARIM & TAIRA S.

Galinar Kartakusuma
MAKARIM & TAIRA S.

Valiska Nathania
MAKARIM & TAIRA S.

Nataza Perdamenta Purba
HADIPUTRANTO, HADINOTO &
PARTNERS

Maria Sagrado
MAKARIM & TAIRA S.

Rieke Savitri
HADIPUTRANTO HADINOTO & PARTNERS

Lidia Sumbayak
DNC ADVOCATES AT WORK

Gita Syahrani
DNC ADVOCATES AT WORK

Yuliana Tjhai
BAHAR & PARTNERS

IRAQ

Ammar Abdul Kareem
NATIONAL INVESTMENT COMMISSION

Sami Al-Araji
NATIONAL INVESTMENT COMMISSION

Ekram Aquil
NATIONAL INVESTMENT COMMISSION

Ahmed Dawood
BHC LLC

Ahmed Dawood
AL IRAQIA LLC

Amanj Kareem
AMANJ LAW FIRM

Rasha Nadeem
BHC LLC

IRELAND

Danielle Conaghan
ARTHUR COX

Paul Diggins
A&L GOODBODY

Emma Doherty
MATHESON ORMSBY PRENTICE

Kenneth Egan
ARTHUR COX

Pat English
MATHESON ORMSBY PRENTICE

Lyndsey Falconer
A&L GOODBODY

John Matson
ARTHUR COX

Cian McCourt
A&L GOODBODY

Patrick McGovern
ARTHUR COX

Fiona McKeever
ARTHUR COX

Sean O Loingsigh
ARTHUR COX

ITALY

Ekaterina Andreitchikova
STUDIO LEGALE TREVISAN & ASSOCIATI

Mattia Colonnelli de Gasperis
COLONNELLI DE GASPERIS STUDIO LEGALE

Dario Trevisan
STUDIO LEGALE TREVISAN & ASSOCIATI

JAPAN

Yuriko Ito
NISHIMURA & ASAHI

Dai Iwasaki
ANDERSON MORI & TOMOTSUNE

Kunihiko Morishita
ANDERSON MORI & TOMOTSUNE

Makiko Murata
ANDERSON MORI & TOMOTSUNE

Miki Okawa
NISHIMURA & ASAHI

Yoshinori Ono
NISHIMURA & ASAHI

Saki Sahara
NISHIMURA & ASAHI

Hiroki Yamada
NISHIMURA & ASAHI

Daisuke Yamaguchi
ANDERSON MORI & TOMOTSUNE

JORDAN

Hayja'a Abu Al Hayja'a
TALAL ABU GHAZALEH LEGAL SERVICES Co. (TAG LEGAL)

Razan Al-Hosban
ALI SHARIF ZU'BI ADVOCATES AND LEGAL CONSULTANTS

Rand Hannun
NABULSI & ASSOCIATES

Lubna Hawamdeh
ALI SHARIF ZU'BI ADVOCATES AND LEGAL CONSULTANTS

Omar Kalaji
NABULSI & ASSOCIATES

Safwan Moubaydeen
SNR DENTON

Kais Zayadin
ALI SHARIF ZU'BI ADVOCATES AND LEGAL CONSULTANTS

Salma Zibdeh
ALI SHARIF ZU'BI ADVOCATES AND LEGAL CONSULTANTS

COMPANIES CONTROL DEPARTMENT (CCD)

DEPARTMENT OF LAND AND SURVEY
SANAD LAW GROUP

KAZAKHSTAN

Zulfiya Akhchurina
GRATA LAW FIRM

Aida Akhmetova
DEWEY & LEBOEUF

Jypar Beishenalieva
MICHAEL WILSON & PARTNERS, LTD.

Shaimerden Chikanayev
GRATA LAW FIRM

Dina Daumova
GRATA LAW FIRM LLP

Ali Imanalin
GRATA LAW FIRM

Kamil Jambakiyev
MACLEOD DIXON ELP

Marina Kahiani
GRATA LAW FIRM

Elena Lee
MICHAEL WILSON & PARTNERS, LTD.

Daniyar Mussakhan
MACLEOD DIXON ELP

Larissa Orlova
MICHAEL WILSON AND PARTNERS, LTD.

Dinara Tanasheva
ERNST & YOUNG ADVISORY LLP

Arman Tastanbekov
DEWEY & LEBOEUF

Alida Tuyebekova
MICHAEL WILSON AND PARTNERS, LTD.

Yerzhan Yessimkhanov
GRATA LAW FIRM LLP

CMPCM
MACLEOD DIXON

KENYA

Pamella Ager
ORARO & COMPANY ADVOCATES

Carole Ayugi
MUTHAURA MUGAMBI AYUGI & NJONJO ADVOCATES

Anthony Gakuru
NJOROGE REGERU & COMPANY ADVOCATES

Fresiah Githua
MUTHAURA MUGAMBI AYUGI & NJONJO ADVOCATES

Mwangi Karume
NJOROGE REGERU & COMPANY ADVOCATES

Alex Kimathi
NJOROGE REGERU & COMPANY ADVOCATES

Diana Koka
DELOITTE EAST AFRICA

Alexandra Kontos
WALKER KONTOS ADVOCATES

Michael Kontos
WALKER KONTOS ADVOCATES

Cynthia Kyaka
ISEME KAMAU & MAEMA ADVOCATES

David Lekerai
ISEME KAMAU & MAEMA

Caroline Macharia
DELOITTE EAST AFRICA

Jitin Mediratta
WALKER KONTOS ADVOCATES

Enid Muriuki
DELOITTE EAST AFRICA

Davidson Mwaisaka
ORARO & COMPANY ADVOCATES

Thuo Ng'ang'a
NJOROGE REGERU & COMPANY ADVOCATES

Paras Shah
HAMILTON HARRISON & MATHEWS

KOREA, REP.

Hyunchul An
BAE, KIM & LEE LLC

Gun Chul Do
BAE, KIM & LEE LLC

Jinku Kang
LEE & KO

Dong Youn Kim
KIM & CHANG

Gene Oh Kim
KIM & CHANG

Mokhong Kim
BAE, KIM & LEE LLC

Jae Eun Lee
BAE, KIM & LEE LLC

Jong Jae Lee
HANOL LAW OFFICES

Kyu Wha Lee
LEE & KO

Eun Soo Lim
BAE, KIM & LEE LLC

Sedong Min
LEE & KO

Jee Yong Seo
KIM & CHANG

Dong Yeol Shin
HANOL LAW OFFICES

Junkul Yoo
BAE, KIM & LEE LLC

KOSOVO

Sokol Elmazaj
BOGA & ASSOCIATES

Mentor Geci
CENTRAL BANK OF THE REPUBLIC OF KOSOVO

Alexandros Karakitis
ERNST & YOUNG ALBANIA

Bejtush Kicmari
CENTRAL BANK OF THE REPUBLIC OF KOSOVO

Thomas Kienbauer
WOLF THEISS RECHTSANWÄLTE GMBH

Agron Krasniqi
BOGA & ASSOCIATES

Jonida Lakuriqi
ERNST & YOUNG ALBANIA

Christian Mikosch
WOLF THEISS RECHTSANWÄLTE GMBH

Besa Tauzi
BOGA & ASSOCIATES

Ened Topi
BOGA & ASSOCIATES

Gail Warrander
GW LEGAL LLC

KYRGYZ REPUBLIC

Niyazbek Aldashev
INTERNATIONAL LAW FIRM "LORENZ"

Elena Babitskaya
VERITAS LAW AGENCY LLC

Iskender Batyrbekov
LORENZ INTERNATIONAL LAW FIRM

Samara Dumanaeva
INTERNATIONAL LAW FIRM "LORENZ"

Natalia Galliamova
VERITAS LAW AGENCY LLC

Leyla Gulieva
INTERNATIONAL LAW FIRM "LORENZ"

Marina Lim
KALIKOVA AND ASSOCIATES

Karlygash Ospankulova
KALIKOVA AND ASSOCIATES

Ruslan Sulaimanov
KALIKOVA AND ASSOCIATES

Aizada Marat kyzy
EGEMBERDIEVA & PARTNERS

KALIKOVA AND ASSOCIATES LAW FIRM
LORENZ INTERNATIONAL LAW FIRM

MACEDONIA, FYR

Goce Adamceski
ACT! CONSULTANCY SERVICES LTD.

Emilija Apostolska
APOSTOLSKA & ALEKSANDROVSKI LAW FIRM

Dance Cakarovska-Grozdanovska
ATTORNEY AT LAW DANCE CAKAROVSKA GROZDANOVSKA

Ljupco Cvetkovski
DEBARLIEV, DAMESKI AND KELESOSKA, ATTORNEY AT LAW

Olivera Grozdanovska
CAKMAKOVA ADVOCATES

Darko Janevski
ACT! CONSULTANCY SERVICES LTD. SKOPIJE

Dori Kimova
KIMOVA LAW OFFICE

Katerina Lazareska
DEBARLIEV, DAMESKI & KELESOSKA ATTORNEYS AT LAW

Magdalena Lazarevska
KIMOVA LAW OFFICE

Aneta Mostrova
MOSTROVA LAW FIRM

Ilija Nedelkoski
CAKMAKOVA ADVOCATES

Svetlana Trendova
APOSTOLSKA | & ALEKSANDROVSKI

MADAGASCAR

Ravelomanana Andriamisa
PwC TAX AND LEGAL

Tsiry Nambinina Andriamisamanana
MADAGASCAR CONSEIL INTERNATIONAL

Rakotondratsiory Haingotiana Maria
Andrianarivelo

PwC TAX AND LEGAL

Ralison Lanto
PwC TAX AND LEGAL

Faly Herizo Lantonaiaina
CABINET D'AVOCATS RAKOTOMALALA

Aicha Djamilia Mansoor
CABINET D'AVOCAT RAKOTOMALALA

Pascaline Rabearisoa
DELTA AUDIT

Jacques Rakotomalala
CABINET D'AVOCATS RAKOTOMALALA

Zafarisoa Rakotondramanana
JURISCONSULT.MG

Jean Marcel Rasamoelarisoa
DELTA AUDIT

Sahondra Rasoarisoa
DELTA AUDIT

Raissa Ratsimbazafy
CABINET D'AVOCATS RAKOTOMALALA

Jean Marcel Razafimahenina
DELTA AUDIT

JOHN W FOOKS & CO

MALAYSIA

Geraldine Chan
MESSRS ZULRAFIQUE & PARTNERS

Wee Sing Chin
KADIR ANDRI & PARTNERS

Poi San Koh
KADIR ANDRI & PARTNERS

Constance Low
KADIR ANDRI & PARTNERS

Johari Razak
SHEARN DELAMORE & CO.

MALI

JOHN W FOOKS & CO

MAURITIUS

Urmila Boolell
BANYMANDHUB BOOLELL CHAMBERS

Sapna Dwarka
BANYMANDHUB BOOLELL CHAMBERS

Yandraduth Googoolye
BANK OF MAURITIUS

Vikram Punchoo
BANK OF MAURITIUS

APPLEBY

SINEWS GLOBAL LTD

BOARD OF INVESTMENT

MEXICO

Maria Jose Armenta
CUESTA CAMPOS Y ASOCIADOS (MEXICO CITY OFFICE)

Santiago Carrillo Cattori
RITCH MUELLER, S.C.

Jorge E. Castellon Velarde
ERNST & YOUNG

Monica R. Cerda Ayala
ERNST & YOUNG

Eduardo Corzo Ramos
GALLASTEGUI Y LOZANO, S.C.

Miguel Ángel De la Fuente Estrada
NADER, HAYALUX & GOEBEL

Mauricio Etchegaray
BARRERA, SIQUEIROS Y TORRES LANDA, S.C.

Paola Gabilondo Sánchez de Tagle
MARTÍNEZ, ALGABA, DE HARO, CUREL Y GALVÁN DUQUE, S.C.

Gerardo Gallego
IBARRA, DEL PASO Y GALLEGOS, S.C.

Carlos Galván Duque Cásares
MARTÍNEZ, ALGABA, DE HARO, CUREL Y GALVÁN DUQUE, S.C.

Luis García Campuzano
KURI BREAÑA, SÁNCHEZ UGARTE Y AZNAR, S.C.

Jesús García Valdez
KURI BREÑA, SÁNCHEZ UGARTE Y
AZNAR, S.C.

Hans Goebel Caviedes
NADER, HAYALUX & GOEBEL

Yves Hayaux-du-Tilly Laborde
NADER, HAYALUX & GOEBEL

Aaron Levett
SANTAMARINA Y STETA, S.C.

Gerardo Lozano Alarcón
GALLÁSTEGUI Y LOZANO, S.C.

Azucena Marin
CUESTA CAMPOS Y ASOCIADOS
(MEXICO CITY OFFICE)

Carlos Martínez Arizpe Gudiño
GALLÁSTEGUI Y LOZANO, S.C.

Adalberto Méndez López
OGARRIO DAGUERRE, S.C.

Thomas Mueller-Gastell
RITCH MUELLER, S.C.

Carlos Muskus Guardia
KURI BREÑA, SÁNCHEZ UGARTE Y
AZNAR, S.C.

Michell Nader Schekaiban
NADER, HAYALUX & GOEBEL

Jose Antonio Noguera W.
BARRERA, SIQUEIROS Y TORRES LANDA,
S.C.

Alejandro Ogarrío
OGARRIO DAGUERRE, S.C.

Jorge Ogarrío
OGARRIO DAGUERRE, S.C.

Isabel Ortiz-Monasterio Borbolla
RITCH MUELLER, S.C.

Boris Otto
CHADBOURNE & PARKE

Fernando Rodríguez-Cortina
BARRERA, SIQUEIROS Y TORRES LANDA,
S.C.

Pablo Ruiz-Galindo
RITCH MUELLER, S.C.

Adrián Silva Flores
NADER, HAYALUX & GOEBEL

Eduardo Siquieros
BARRERA, SIQUEIROS Y TORRES LANDA,
S.C.

Alejandro Sobarzo Hadad
KURI BREÑA, SÁNCHEZ UGARTE Y
AZNAR, S.C.

Alberto Solís
SANTAMARINA Y STETA, S.C.

Berenice Soto
CUESTA CAMPOS Y ASOCIADOS, S.C.

ERNST & YOUNG

IBARRA, DEL PASO Y GALLEGO, S.C

MOLDOVA

Mihail Caraman
ERNST & YOUNG SRL

Victor Harcenco
STATE CHAMBER OF REGISTRATION

Alexander Milcev
ERNST & YOUNG SRL

Anatolie Salaru
THE MINISTRY OF FINANCE

Alexandru Sipitca
ERNST & YOUNG SRL

Carolina Vieru
IM PAA SRL

MONTENEGRO

Nina Drakic
CHAMBER OF ECONOMY OF
MONTENEGRO

Ljiljana Filipović
CHAMBER OF ECONOMY OF
MONTENEGRO

Bojana Jelisavac
KARANOVIC & NIKOLIC LAW OFFICE

Ivana Kojic
KARANOVIC & NIKOLIC LAW OFFICE

Dejan Nikolic
KARANOVIC & NIKOLIC LAW OFFICE

Pavle Radovanovic
CHAMBER OF ECONOMY OF
MONTENEGRO

Miljan Šestović
CHAMBER OF ECONOMY OF
MONTENEGRO

Lana Vukmirovic-Misic
HARRISON SOLICITORS

MOROCCO

Maria Bahni

Mohamed El Memissi
FIGES

Saad El Memissi
FIGES

Marc Veullot
CMS BUREAU FRANCIS LEFEBVRE
MOROCCO

MOZAMBIQUE

Amina Abdala
GLM - GABINETE LEGAL MOÇAMBIQUE

Yussuf Amuji
PwC MAPUTO

Josina Correia
GLM - GABINETE LEGAL MOÇAMBIQUE

José Durão Gama
SAL & CALDEIRA ADVOGADOS, LDA

Marla Genoveva Basilio Mandate
Chade
SAL & CALDEIRA, ADVOGADOS,
LIMITADA

Xiluva Gonçalves Nogueira da
Costa
SAL & CALDEIRA, ADVOGADOS, LIMITADA

Malaika Ribeiro
PwC MAPUTO

Natercia Siteo
GLM - GABINETE LEGAL MOÇAMBIQUE

Nuno Victorino
PwC MAPUTO

NEPAL

Hari Phuyal
PACIFIC LAW ASSOCIATES

Rajeshwor Shrestha
SINHA VERMA LAW CONCERN

Ashish Uprety
PACIFIC LAW ASSOCIATES

NETHERLANDS

Guy Pegels
STEK

Michiel Sunderman
CLIFFORD CHANCE LLP

Maarten van der Graaf
STEK

DLA PIPER

GREENBERG TRAURIG - GT LAW

DE NEDERLANDSCHE BANK

CLIFFORD CHANCE LLP

NEW ZEALAND

Geoff Blaikie
ERNST & YOUNG LTD

Alan McMahan
COLLIERS INTERNATIONAL NZ LTD

Toby Sharpe
BELL GULLY

DLA PIPER

NICARAGUA

Favio Josué Batres P.
ALVARADO Y ASOCIADOS LAW FIRM

Minerva Bellorin
ACZALAW NICARAGUA

Roberto Benard
GARCÍA & BODÁN

Juan Ernesto Castillo
FRANCISCO ORTEGA & ASOCIADOS

Dorisabel Conrado
CONSORTIUM-TABOADA & ASOCIADOS

Melvin Estrada
GARCÍA & BODÁN

Terencio García
GARCÍA & BODÁN

Federico Gurdian
GARCIA & BODAN

Fernando Midence-Mantilla
ALVARADO & ASOCIADOS

Francisco J. Ortega
FRANCISCO ORTEGA & ASOCIADOS

Alfonso Sandino
CONSORTIUM-TABOADA & ASOCIADOS

Rodrigo Taboada
CONSORTIUM-TABOADA & ASOCIADOS

Diogenes Velasquez
ACZALAW NICARAGUA

Diana Zelaya
GARCÍA & BODÁN

JARQUIN - GARCIA

NIGERIA

Damilola Adetunji
ODUJINRIN AND ADEFULLU

Chuka Agbu
BABALAKIN & Co.

Kunle Ajagbe
PERCHSTONE & GRAEYS

Fabian Ajogwu SAN
KENNA PARTNERS

Dafe Akpeneye
PRICEWATERHOUSECOOPERS (PwC)
NIGERIA

Chika Alatta
OLANIWUN AJAYI LP

Funmikulona Ani
GEORGE IKOLI & OKAGBUE

Efechia Anuku
SOLOLA & AKPANA (BARRISTERS AND
SOLICITORS)

Ugochi Apakama
KPMG PROFESSIONAL SERVICES

Jide Babalola
ODUJINRIN & ADEFULLU

Nnamdi Esionye
ODUJINRIN AND ADEFULLU

George Etomi
GEORGE ETOMI & PARTNERS

Osayaba Giwa-Osagie
GIWA-OSAGIE AND COMPANY

Imomoemi Ibisiki
SOLOLA & AKPANA

Nneka Ikwueze
GIWA-OSAGIE & COMPANY

Chinwe Kamma
GEORGE IKOLI & OKAGBUE

Abimbola Nibson-Niboro
BABALAKIN & Co

Charles Nwabulu
KENNA PARTNERS

Olubunmi Ogunkunle
SOLOLA & AKPANA (BARRISTERS AND
SOLICITORS)

Ajoke Ojikutu
GEORGE ETOMI & PARTNERS

Ijeoma Okeke
OLANIWUN AJAYI LP

Ifedayo Oke-Lawal
PERCHSTONE & GRAEYS

Olubukola Olabiyi
ODUJINRIN & ADEFULLU

Ajibola Olomola
KPMG PROFESSIONAL SERVICES

Funke Onadeko
OLANIWUN AJAYI LP

Ona Osanakpo
GEORGE ETOMI & PARTNERS

Bukola Oyinlola
PERCHSTONE & GRAEYS

Temitayo Pitan
KPMG PROFESSIONAL SERVICES

Yewande Senbore
OLANIWUN AJAYI LP

Eyitemi Sule
BABALAKIN & Co.

Busola Toluwalase
SOLOLA & AKPANA

Amaka Udekwe
PRICEWATERHOUSECOOPERS (PwC)
NIGERIA

Nneamaka Udekwe
PRICEWATERHOUSECOOPERS (PwC)
NIGERIA

PAKISTAN

Danish Afzal
KHAN & PIRACHA

Rai Muhammad Saleh Azam
AZAM & RAI (ADVOCATES & LEGAL
CONSULTANTS)

Zainab Aziz
RIZVI, ISA, AFRIDI & ANGELL

Warda Bhatti
AZAM & RAI (ADVOCATES & LEGAL
CONSULTANTS)

Shahla Hazratjee
RIZVI ISA AFRIDI & ANGELL

Vaseeq Khalid
MOHSIN TAYEBALY & Co.

Mariam Khan
KABRAI & TALIBUDDIN ADVOCATES AND
LEGAL COUNSELLORS

Shomaila Loan
VELLANI AND VELLANI

Irfan M. Tayebaly
MOHSIN TAYEBALY & Co.

Syed Ali Maaz
KABRAI & TALIBUDDIN

Amna Piracha
KHAN & PIRACHA

Aftab Salahuddin
ERNST & YOUNG FORD RHODES SIDAT
HYDER - CHARTERED ACCOUNTANTS

Ebrahim Sidat
ERNST & YOUNG FORD RHODES SIDAT
HYDER - CHARTERED ACCOUNTANTS

Zara Tariq
KABRAI & TALIBUDDIN ADVOCATES AND
LEGAL COUNSELLORS

Sehrish Tasneem
AZAM & RAI (ADVOCATES & LEGAL
CONSULTANTS)

Neha V. Khalid
MOHSIN TAYEBALY & Co.

Sanaya Vachha
VELLANI & VELLANI

Badaruddin Vellani
VELLANI AND VELLANI

VELLANI AND VELLANI

PAPUA NEW GUINEA

DEPARTMENT OF LANDS & PHYSICAL
PLANNING

PERU

Renzo Arboccó
DELMAR UGARTE ABOGADOS

Oscar Arrus
RUBIO LEGUÍA NORMAND

Lisbeth Benavides
MIRANDA & AMADO

Francisco Cabezas Pereda
BERNINZON, BENAVIDES, VARGAS &
FERNANDEZ ABOGADOS

Carlos Calderon
ESTUDIO ECHECOPAR ATTORNEYS
AT LAW

Luis Marcelo De Bernardis
MIRANDA & AMADO ABOGADOS

Jorge Fuentes
RUBIO LEGUÍA NORMAND

María Luisa Gubbins
ESTUDIO OLAECHEA

Miluska Gutierrez
RUBIO LEGUÍA NORMAND

Vanessa Hidalgo Tordoya
BERNINZON, BENAVIDES, VARGAS &
FERNANDEZ ABOGADOS

José Antonio Olaechea
ESTUDIO OLAECHEA

Jorge Ossio
ESTUDIO ECHECOPAR ATTORNEYS
AT LAW

José Antonio Payet
PAYET, REY, CAUVI ABOGADOS

Martin Serkovic
ESTUDIO OLAECHEA

Manuel Ugarte
DELMAR & UGARTE ABOGADOS

Maria Luz Vargas Chavez
BERNINZON BENAVIDES VARGAS &
FERNANDEZ LAW

Laura Zuñiga
PAYET REY CAUVI ABOGADOS

ERNST & YOUNG

KPMG PERU

PROINVERSION

PHILIPPINES

Maria Pia Altea-Urgello
MANABAT SANAGUSTIN & Co., CPAs
(A MEMBER FIRM OF THE KPMG
NETWORK OF INDEPENDENT MEMBER
FIRMS AFFILIATED WITH KPMG
INTERNATIONAL COOPERATIVE ("KPMG
INTERNATIONAL"))

Ramon Miguel Bacani
QUISUMBING TORRES

Joseph Anthony Boma
PUYAT JACINTO & SANTOS LAW OFFICE

Jocelyn Gregorio-Reyes
QUISUMBING TORRES

Mel Macaraig
CASTILLO LAMAN TAN PANTALEON &
SAN JOSE

Roberto Manabat
MANABAT SANAGUSTIN & Co., CPAs
(A MEMBER FIRM OF THE KPMG
NETWORK OF INDEPENDENT MEMBER
FIRMS AFFILIATED WITH KPMG
INTERNATIONAL COOPERATIVE ("KPMG
INTERNATIONAL"))

Arlene Maneja
SYCIP SALAZAR HERNANDEZ &
GATMATAN

Ma. Pilar Pilares-Gutierrez
CASTILLO LAMAN TAN PANTALEON &
SAN JOSE

Teodoro Regala, Sr.
ANGARA ABELLO CONCEPCION REGALA
& CRUZ LAW OFFICE

Elaine Patricia Reyes
ANGARA ABELLO CONCEPCION REGALA
& CRUZ LAW OFFICE

Annalyn Tayag
ANGARA ABELLO CONCEPCION REGALA
& CRUZ LAW OFFICE

Shirley Velasquez
PUYAT JACINTO & SANTOS LAW OFFICES

POLAND

Michał Białobrzski
HOGAN LOVELLS

Rafał Chyliński

Paweł Ciechwierz
WARDYŃSKI & PARTNERS

Tomasz Dąbrowski
SALANS, D.OLESZCZUK KANCELARIA
PRAWNICZA SP.K.

Piotr Dulewicz
SALANS, D.OLESZCZUK KANCELARIA
PRAWNICZA SP.K.

Maciej Gaca
GARRIGUES POLAND

Arkadiusz Krasnodebski
SALANS, D.OLESZCZUK KANCELARIA
PRAWNICZA SP.K.

Natalia Ławniczak-Kozioł
SALANS, D.OLESZCZUK KANCELARIA
PRAWNICZA SP.K.

Krzysztof Libiszewski
WARDYŃSKI & PARTNERS

Mateusz Mazurkiewicz
HOGAN LOVELLS

Carlos Rapallo
GARRIGUES POLAND

Anna Tarasiuk
HOGAN LOVELLS

Kinga Ziemnicka
WARDYŃSKI & PARTNERS

ALLEN & OVERY, A.P.E.DZICH, SP.K.
BIRD & BIRD MACIEJ GAUWROŃSKI

DLA PIPER WATERS SP.K.

HOGAN LOVELLS

ROMANIA

Elena Casandra Andriescu
PACHIU AND ASSOCIATES

Cecilia Badea
PACHIU AND ASSOCIATES

Catalin Baiculescu
MUSAT & ASOCIATII

Iulia Berea (Stoianof)
BULBOACA & ASOCIATII SCA

Georgiana Canache
NEMOIANU ATTORNEYS AT LAW, THE
CORRESPONDENT LAW FIRM OF KPMG
IN ROMANIA

Vlad Cercel
ȚUCA ZBĂRCEA & ASOCIATII

Mircea Ciocîrlea
CMS CAMERON MCKENNA SCA

Andreea Cojocaru
BULBOACA & ASOCIATII SCA

Paula Corban
WHITE & CASE, PACHIU SCA

Roxana Dobrila
GILESCU & PARTENERII

Marina Dranga
DRAKOPOULOS LAW FIRM

Alexandru Dumitrescu
CMS CAMERON MCKENNA SCA

Cristina Gavrilă
WHITE & CASE, PACHIU SCA

Horia Ispas
ȚUCA ZBĂRCEA & ASOCIATII

Irina Ivanciu
POPOVICI NIȚU & ASOCIATII SCA

Gabriela Ivancu
PACHIU AND ASSOCIATES

Ramona Jurubita
KPMG TAX

Cristina Lapuste
NEMOIANU ATTORNEYS AT LAW - THE
CORRESPONDENT LAW FIRM OF KPMG
IN ROMANIA

Ruxandra Manciu
GIDE LOYRETTE NOUËL - LEROY SI
ASOCIATII

Gheorghe Musat
MUSAT & ASOCIATII

Mona Musat
MUSAT & ASOCIATII

Mirela Nathanzon
GILESCU & PARTENERII

Daniela Nemoianu
NEMOIANU ATTORNEYS AT LAW - THE
CORRESPONDENT LAW FIRM OF KPMG
IN ROMANIA

Marius Nita
PACHIU AND ASSOCIATES

Delia Pachi
WHITE & CASE, PACHIU SCA

Marius Petroiu
CMS CAMERON MCKENNA

Zizi Popa
GILESCU & PARTENERII

Mihaela Posirca
GIDE LOYRETTE NOUËL - LEROY SI
ASOCIATII

Sebastian Radocea
ȚUCA ZBĂRCEA & ASOCIATII

Alexandra Radu
CMS CAMERON MCKENNA SCA

Adrian Roseti
DRAKOPOULOS LAW FIRM

Amalia Rosu
GIDE LOYRETTE NOUËL - LEROY SI
ASOCIATII

Victor Rusu
RADU TARACILA PADURARI RETEVOESCU
IN ASSOCIATION WITH ALLEN&OVERY
LLP

Bogdan C. Stoica
POPOVICI NIȚU & ASOCIATII SCA

Andreea Toma
GIDE LOYRETTE NOUËL - LEROY SI
ASOCIATII

Eleonora Udriou
GIDE LOYRETTE NOUËL - LEROY SI
ASOCIATII

NATIONAL BANK OF ROMANIA

WHITE & CASE, PACHIU SCA

RUSSIAN FEDERATION

Maria Bykovskaya
GIDE LOYRETTE NOUËL

Irina Degtyar
WHITE & CASE LLC

Doran Doeh
SNR DENTON (CIS) LIMITED

Tatyana Kirgetova
GIDE LOYRETTE NOUËL

Anastasia Kostyleva
GIDE LOYRETTE NOUËL

Alyona Kozyreva
MACLEOD DIXON E.L.P.

Dmitry Krupyshev
LINIYA PRAVA

David Lasfargue
GIDE LOYRETTE NOUËL

Julia Lebedeva
MACLEOD DIXON E.L.P.

Olga Mordvova
SNR DENTON

Tatiana Mrdulyash
WHITE & CASE LLC

Andrey Novakovskiy
LINIYA PRAVA

Ekaterina Palagina
WHITE & CASE LLC

Anastasia Pervova
WHITE & CASE LLC

Ksenia Pozdnyakova
WHITE & CASE LLC

Ekaterina Vilenskaya
GIDE LOYRETTE NOUËL

Julia Zasukhina
MACLEOD DIXON E.L.P.

SNR DENTON (CIS) LIMITED

RWANDA

Desire Kamanzi
KAMANZI, NIYAGANIRA & ASSOCIATES-
CORPORATE LAWYERS

JOHN W FFOOKS & CO

SAUDI ARABIA

Ayedh Al Otaibi
SAUDI ARABIAN GENERAL INVESTMENT
AUTHORITY

Sattam Attayyar
ATTAYYAR LAW FIRM

Mohamed Boudaher
ATTAYYAR LAW FIRM

Christiane Boukhater
MENA LEX PRACTICE

Shadi Haroon
BAKER BOTTS

Fadi Obaidat

Alain Sfeir
BERYUS LEX PRACTICE

Asim Sheikh
ERNST & YOUNG

TALAL ABU-GHAZALEH TAG LEGAL

SENEGAL

Thiaba Camara Sy
DELOITTE

Baidy Dieng
ERNST & YOUNG SENEGAL

Fatou Ndiaye
SOCIÉTÉ CIVILE ET PROFESSIONNELLE
MAME ADAMA GUEYE ET ASSOCIÉS

Daouda Niang
DELOITTE

Sylvain Sankalé
2S CONSULTING

Makhtar Sy
DELOITTE

Ndeye Khoudia Tounkara
ETUDE ME MAVACINE TOUNKARA ET
ASSOCIÉS, AVOCATS À LA COUR

JOHN W FFOOKS & CO

SERBIA

Milos Atanaskovic
MARIC-MALISIC-DOSTANIC OAD
CORRESPONDENT LAW FIRM OF GIDE
LOYRETTE NOUËL

Vuk Bozovic
MARIC-MALISIC-DOSTANIC OAD
CORRESPONDENT LAW FIRM OF GIDE
LOYRETTE NOUËL

Nikola Djordjevic
JANKOVIC, POPOVIC & MITIC OD

Jelena Gazivoda
JANKOVIC, POPOVIC & MITIC OD

Milica Jahura
JANKOVIC, POPOVIC & MITIC OD

Bojana Jelisavac
KARANOVIC & NIKOLIC LAW OFFICE

Nikola Kliska
MARIC-MALISIC-DOSTANIC OAD
CORRESPONDENT LAW FIRM OF GIDE
LOYRETTE NOUËL

Nevena Miladinovic
JANKOVIC, POPOVIC & MITIC OD

Dejan Nikolic
KARANOVIC & NIKOLIC LAW OFFICE

Andreja Petrovic

Iva Popovic
PRICA & PARTNERS, ATTORNEYS AT LAW

Darko Spasic
SPASIC AND PARTNERS

Milica Trajković
PRICA & PARTNERS

Milos Vulic
PRICA & PARTNERS

Jelena Zivanovic
PRICA & PARTNERS

KPMG
IKRP ROKAS & PARTNERS

KARANOVIC & NIKOLIC
NATIONAL BANK OF SERBIA

SIERRA LEONE

Michael Bobb-Lucas
LAND REGISTRATION PROJECT,
MINISTRY OF LANDS, COUNTRY
PLANNING & ENVIRONMENT

Floyd Davies
CENTRE FOR LOCAL GOVERNMENT,
DECENTRALISATION AND THE
ENVIRONMENT

Joseph Fofanah
OFFICE OF THE ADMINISTRATOR AND
REGISTRAR GENERAL

Abdul Noah
INSTITUTE OF PUBLIC ADMINISTRATION
AND MANAGEMENT

Franklyn Williams
SIERRA LEONE BUSINESS FORUM LTD

SINGAPORE

Jonathan Wai Chong Chan
KHATTARWONG

Soumya Hariharan
RODYK & DAVIDSON LLP

Huihua Loo
WONG TAN & MOLLY LIM LLC

Beng Hong Ong
WONG TAN & MOLLY LIM LLC

Gerald Singham
RODYK & DAVIDSON LLP

Shaun Tan
KHATTARWONG

Terence Yeo
RODYK & DAVIDSON LLP

Perry Yuen
KHATTARWONG

DLA PIPER SINGAPORE

SLOVAK REPUBLIC

Elena Červenová
WHITE & CASE S.R.O.

Juraj Fúška
WHITE & CASE S.R.O.

Daniel Futej
FUTEJ & PARTNERS, S.R.O.

Michal Hulena
RUŽIČKA CSEKES S.R.O.

Nina Klocoková
BNT ATTORNEYS AT LAW

Ivana Lehotská
WOLF THEISS, ORGANIZAČNÁ ZLOŽKA

Zora Mistríková
HILLBRIDGES, S.R.O.

Michal Pališín
WHITE & CASE S.R.O.

Dušan Predný
RUŽIČKA CSEKES S.R.O.

Martin Provazník
BNT ATTORNEYS AT LAW

Simona Rapavá
WHITE & CASE S.R.O.

Rudolf Sivák
FUTEJ & PARTNERS, S.R.O.

Marcela Slobodová
WOLF THEISS, ORGANIZAČNÁ ZLOŽKA

Ladislav Záhumenský
WHITE & CASE S.R.O.

Miloš Zelenák
HILLBRIDGES, S.R.O.

ALLEN & OVERY BRATISLAVA, S.R.O.

BNT - SOVOVA, CHUDÁČKOVÁ &
PARTNER, S.R.O.

SOLOMON ISLANDS

Wayne Morris
MORRIS & SOJNOCKI CHARTERED
ACCOUNTANTS

SOUTH AFRICA

Lloyd Chater
BOWMAN GILFILLAN ATTORNEYS

Lavina Daya
EDWARD NATHAN SONNENBERGS

Taryn Harris
BOWMAN GILFILLAN ATTORNEYS

Frederick Hufkie
WERKSMANS

Shayne Krige
WERKSMANS

Kevin Markman
EDWARD NATHAN SONNENBERGS

Happy Masondo
WERKSMANS

Lebusa Meso
EDWARD NATHAN SONNENBERGS

Natasha Rech
BOWMAN GILFILLAN ATTORNEYS

Nikki Smit
EDWARD NATHAN SONNENBERGS

DELOITTE

ENS

SPAIN

Silvia Alcoverro
CUATRECASAS, GONÇALVES PEREIRA

Jaime Almenar
URÍA MENÉNDEZ

Jorge Angell
L.C. RODRIGO ABOGADOS

Jorge Canta
CUATRECASAS GONÇALVES PEREIRA

Fernando De las Cuevas
GÓMEZ-ACEBO & POMBO ABOGADOS,
S.L.P.

Covadonga del Pozo
CUATRECASAS GONÇALVES PEREIRA

Noelia Díaz
CUATRECASAS GONÇALVES PEREIRA

Jose Francisco Fernandez
CUATRECASAS, GONÇALVES PEREIRA

Pablo Fernandez
GÓMEZ-ACEBO & POMBO ABOGADOS,
S.L.P.

Pedro Fernandez
CUATRECASAS, GONÇALVES PEREIRA

Paloma Fernandez-Montes
GÓMEZ-ACEBO & POMBO ABOGADOS,
S.L.P.

Guillermo García-Perrote
PEREZ-LLORCA

David González
GÓMEZ-ACEBO & POMBO ABOGADOS,
S.L.P.

Iñigo Lopez-Aguirrebengoa
L.C. RODRIGO ABOGADOS

Pablo Marrodan
B. CREMADES Y ASOCIADOS

Belén Nadal
B. CREMADES Y ASOCIADOS, S.L.

Juan Antonio Pérez Rívarés
URÍA MENÉNDEZ

Rodrigo Rachitoff
L.C. RODRIGO ABOGADOS

Juan Rodríguez Cárcamo
PEREZ-LLORCA

Carlos Vázquez
GÓMEZ-ACEBO & POMBO ABOGADOS,
S.L.P.

MINISTRY OF ECONOMY AND
COMPETITIVENESS

SRI LANKA

Piyum Dassanayake
LAW CHAMBERS OF LASANTHA
HETTIARACHCHI

Amila Fernando
JULIUS & CREASY

Lasantha Hettiarachchi
LAW CHAMBERS OF LASANTHA
HETTIARACHCHI

Roshani Kobbekaduwa
F J & G DE SARAM

Ishara Madarasinghe
F J & G DE SARAM

TAIWAN, CHINA

Yu-Chia Chang
FORMOSA TRANSNATIONAL ATTORNEYS
AT LAW

C.V. Chen
LEE AND LI, ATTORNEYS-AT-LAW

Chun-yih Cheng
FORMOSA TRANSNATIONAL ATTORNEYS
AT LAW

Rebecca Hsiao
LEE AND LI, ATTORNEYS-AT-LAW

Miao-Ling Huang
PRICewaterhouseCOOPERS LEGAL

Chung Teh Lee
LEE, TSAI & PARTNERS
ATTORNEYS-AT-LAW

George Lin
LIN AND PARTNERS, ATTORNEYS-AT-LAW

Sophia Ni
ERNST & YOUNG

Bill Seto
ERNST & YOUNG

Ann Shen
ERNST & YOUNG

Eric Tsai
PRICewaterhouseCOOPERS LEGAL

Pei-Chen Tsai
FORMOSA TRANSNATIONAL ATTORNEYS
AT LAW

Yin-Chin Wang
LIN & PARTNERS, ATTORNEYS-AT-LAWS

Chung-Han Yang
LIN & PARTNERS ATTORNEY-AT-LAW

Edwin Yang
PRICewaterhouseCOOPERS LEGAL

TANZANIA

Joaquim De Mello
COMMISSION FOR HUMAN RIGHTS AND
GOOD GOVERNANCE

Irene Mutalemwa Woerle
MKONO & CO ADVOCATES IN
ASSOCIATION WITH SNR DENTON

THAILAND

Veeravi Benyajati
DFDL (THAILAND) LTD.

Athitaya Chanthasirichot
LORENZ & PARTNERS

Rashane Leerabandhu
DFDL LEGAL AND TAX ADVISERS

Chai Lertvittayachaikul
DFDL LEGAL AND TAX ADVISERS

Patsharamon Manathat
DLA PIPER (THAILAND) LTD.

Iain Melville
MAYER BROWN JSM (THAILAND)

Till Morstadt
LORENZ & PARTNERS CO, LTD.

Ittipol Narkbenjaporn
DLA PIPER (THAILAND) LTD.

Stefan Riedl
LORENZ & PARTNERS CO., LTD.

Maythawee Sarathai
MAYER BROWN JSM (THAILAND)

Athicha Vuttiviroj
MAYER BROWN JSM (THAILAND)

HUNTON
DLA PIPER (THAILAND) LTD.

TUNISIA

Meriem Belajouza
CABINET MAÎTRE DONIA HEDDA
ELLOUZE

Imed Chorfi
ERNST & YOUNG

Molka Ellouze
CABINET MAÎTRE DONIA HEDDA
ELLOUZE

SLIM GARGOURI

Donia Hedda
CABINET MAÎTRE DONIA HEDDA
ELLOUZE

Mohamed Kallel
ERNST & YOUNG

Jalel Tebib
FIPA-TUNISIA

TURKEY

Safiye Aslı Budak
HERGÜNER BILGEN ÖZEKE ATTORNEY
PARTNERSHIP

Afşin Büyükbaş
ICTA

Özge Dumlupınar
MINISTRY OF ECONOMY

Can Ertugrul
ICTEM LEGAL ATTORNEYS-AT-LAW

Hasmet Ozan Guner
MOROGLU ARSEVEN

Tevfik Gur
GUR LAW FIRM

Gökşan Gürel
ÖZEL & ÖZEL ATTORNEYS AT LAW

Gönenc Gürkaynak
ELIG ATTORNEYS AT LAW

Serkan Ictem
ICTEM LEGAL ATTORNEYS-AT-LAW

Meram Kalsen
MINISTRY OF ECONOMY

Muharrem Kaplan
COUNCIL OF HIGHER EDUCATION

Senem Karasu
ÖZEL & ÖZEL ATTORNEYS AT LAW

Siddik Kaya
MINISTRY OF CUSTOMS AND TRADE

Fulya Kazbay
BISEL LAW OFFICES

Secil Kisakurek
BISEL LAW OFFICES

Seda Külahcioğlu İksel
HERGÜNER BILGEN ÖZEKE ATTORNEY
PARTNERSHIP

S. Tunc Lokmanhekim
ELIG ATTORNEYS AT LAW

Erhan Seyfi Moroğlu
MOROĞLU ARSEVEN

Merve Oney
OZEL & OZEL ATTORNEYS AT LAW

Handan Orel
BISEL LAW OFFICES

Pelin Özbek
UNDERSECRETARIAT OF TREASURY

Figen Özcan
THE CENTRAL BANK OF THE REPUBLIC
OF TURKEY

Mehmet Özcan
ICTA

Aslı Pamukkale
BISEL LAW OFFICES

Ferhat Pekin
PEKIN & BAYAR LAW FIRM

Yavuz Şahin
ICTA

Ipek Tekeli
PEKIN & BAYAR LAW FIRM

Burcu Tuzcu Ersin
MOROĞLU ARSEVEN

Zeynep Unluturk
ICTEM LEGAL ATTORNEYS-AT-LAW

GIDE LOYRETTE NOUËL

UGANDA

Ssemakula Muganwa Charles
MUGANWA, NANTEZA & CO. ADVOCATES

Jackie Katende
JN KIRKLAND AND ASSOCIATES

Hellen Mukasa
JN KIRKLAND AND ASSOCIATES

Benson Ndung'u
KPMG

A. F. MBANGA, ADVOCATES

UKRAINE

Bertrand Barrier
GIDE LOYRETTE NOUËL

Sviatoslav Belei
GIDE LOYRETTE NOUËL

Maksym Hlotov
BAKER & MCKENZIE CIS, LIMITED

Tetiana Khandazhevska
LAW FIRM EGOROV, PUGINSKY,
AFANASIEV & PARTNERS

Igor Krasovkyi
GIDE LOYRETTE NOUËL, INTERNATIONAL
LAW FIRM

Denys Kulgavyi
SALIANS LLC

Volodymyr Kutsenko
PJS "DELOITTE & TOUCHE USC"

Aleksandra Odynets
GRISCHENKO & PARTNERS LAW AND
PATENT OFFICES

Andriy Olenyuk
CLIFFORD CHANCE

Dmitriy Orendarets
CLIFFORD CHANCE LLC

Grigory Pavlotsky
PJS "DELOITTE & TOUCHE USC"

Alexander Poels
PETERKA & PARTNERS LLC

Yaroslava Sakhno
AS CONSULTING

Yuriy Shevchenko
EGOROV PUGINSKY AFANASIEV &
PARTNERS, LAW OFFICES

Anzhelika Shtukaturova
SALIANS LLC

Victor Skopintsev
SCHOENHERR UKRAINE LLC

Vladyslav Smelik
SQUIRE SANDERS UKRAINE LLC

Oleksiy Soloviov
GIDE LOYRETTE NOUËL, INTERNATIONAL
LAW FIRM

Mariya Sukhan
SCHOENHERR UKRAINE LLC

Nina Sydorenko
PETERKA & PARTNERS LLC

Denys Sytnyk
SCHOENHERR UKRAINE LLC

Dmytro Tkachenko
DLA PIPER UKRAINE

Illya Tkachuk
GIDE LOYRETTE NOUËL

Andriy Tsvyetskoy
AS CONSULTING

Glib Tsvyetskoy
AS CONSULTING

Galyna Zagorodniuk
DLA PIPER UKRAINE

SQUIRE SANDERS UKRAINE LLC

UNITED KINGDOM

Rod Brown
LATHAM & WATKINS

Matt Evans
JONES DAY

Clare Grayston
NABARRO LLP

Victoria Hirst
WRAGGE & CO LLP

Francesco Liberatore
JONES DAY

Blaise Marin-Curtoud
JONES DAY

Christopher Papanicolaou
JONES DAY

Rhodri Pazzi-Axworthy
NABARRO LLP

Andrew Platt
WRAGGE & CO LLP

William Saunders
JONES DAY

Tim Steele
WRAGGE & CO LLP

Huw Thomas
LATHAM & WATKINS

Stuart Young
WRAGGE & CO LLP

MAYER BROWN INTERNATIONAL LLP

UNITED STATES

Kevin Freeman
DRINKER BIDDLE & REATH LLP

David Rubenstein
DRINKER BIDDLE & REATH LLP

Eliza Swann
SHEARMAN AND STERLING LLP

EMERGENCY COMMITTEE FOR
AMERICAN TRADE (ECT)

VENEZUELA, RB

Luisa Acedo de Lepervanche
*MENDOZA, PALACIOS, ACEDO, BORIAS,
PÁEZ PUMAR & CIA*

Dailyng Ayestarán
*MENDOZA, PALACIOS, ACEDO, BORIAS,
PÁEZ PUMAR & CIA*

Vanessa D'Amelio Garófalo
ARAQUE REYNA SOSA VISO & ASOCIADOS

Ana Karina Gomes Rodriguez
ARAQUE REYNA SOSA VISO & ASOCIADOS

Fulvio Italiani
D'EMPAIRE REYNA ABOGADOS

Angélica Marcano
RODNER, MARTÍNEZ & ASOCIADOS

Jaime Martínez
RODNER, MARTÍNEZ & ASOCIADOS

Pedro Luis Planchart Pocaterra
ARAQUE REYNA SOSA VISO & ASOCIADOS

Eduardo Porcarelli
*VENEZUELAN COUNCIL FOR INVESTMENT
PROMOTION - CONAPRI*

Alvaro Posada
BAKER & MCKENZIE - CARACAS

Melissa Puga
*VENEZUELAN COUNCIL FOR INVESTMENT
PROMOTION - CONAPRI*

María Gabriela Santana
BAKER & MCKENZIE

Paula Serra Freire
D'EMPAIRE REYNA ABOGADOS

Pedro Ignacio Sosa Mendoza
ARAQUE REYNA SOSA VISO & ASOCIADOS

Adela Troconis
BAKER & MCKENZIE - CARACAS

Anelisa Villarroel
*VENEZUELAN COUNCIL FOR INVESTMENT
PROMOTION - CONAPRI*

Anhelisa Villarroel
CONAPRI

VIETNAM

Phuong Duy Bui

Kevin Hawkins
MAYER BROWN JSM (VIETNAM)

Hang Mai Thi Minh
RUSSIN & VECCHI

Lang Nguyen
FRESHFIELDS BRUCKHAUS DERINGER LLP

Suong Dao Nguyen
MAYER BROWN JSM (VIETNAM)

Van Bay Nguyen

Thi Hong Phuc Nguyen
MAYER BROWN JSM (VIETNAM)

Tuong Vi Nguyen
ATIM LAW FIRM

Thanh Tung Tran
*PHUOC & PARTNERS LAW COMPANY
LIMITED*

Han Tran Ngoc
RUSSIN & VECCHI

My Ly Truong
PHUOC & PARTNERS LAW FIRM

FRASERS LAW COMPANY

YEMEN, REP.

Adel Al Ashtal
THE GENERAL INVESTMENT AUTHORITY

Zaid Badiar
THE GENERAL INVESTMENT AUTHORITY

Abdu Ebrahim
THE GENERAL INVESTMENT AUTHORITY

Taiseer Soualah
THE GENERAL INVESTMENT AUTHORITY

DELOITTE

ZAMBIA

Mulambo Haimbe
MALAMBO AND COMPANY

Chansa Mulela
MALAMBO AND COMPANY

Christopher Phiri
MALAMBO AND COMPANY



THE WORLD BANK



**International
Finance Corporation**
World Bank Group